





80 COLLOURS  
35 SOLUTIONS  
5 SURFACES  
2025

CATALOGO GENERALE

**CE.SI.**

# INDEX

**04**

OVERVIEW

**06**

DNA A COLORI

**12**

NCS

**PENSARE  
A COLORI  
THINK  
IN COLOUR**

**154**

REFERENZE

**162**

DATI TECNICI

# PRODUCTS INDEX

## 14

**GRES PORCELLANATO SMALTATO**  
GLAZED PORCELAIN STONEWARE

16 I CLASSICI

36 6x25

48 PEZZI SPECIALI

52 REVERSO

60 METRO

70 20x20 OTTAGONO

76 METRO PEZZI SPECIALI

**78 FORMATI&COLORI**

## 82

**FULL BODY RIO A+B**  
UNGLAZED PORCELAIN STONEWARE

84 I TECNICI

94 10x10 ASTRATTO

102 10x10 OTTAGONO

110 5x5 ESAGONO

118 BUTTERFLY

**126 FORMATI&COLORI**

## 128

**PERSONALIZZAZIONI**

130 LE FANTASIE

132 MIX MISCELE

142 LE GEOMETRIE

150 TRANSFER

	bianco	quarzo	perla	antracite	torba	nero	cotone	canapa	caramello	tortora	t. di moro	banana	cedro	vanadio	cromo	paprika	corallo	vermiglio	rubino
<b>MATT</b>																			
PEI	4	4	3	2	3	2	4	4	2	2	2	4	3	3	2	3	2	2	2
2,5x2,5 rete																			
5x5 rete																			
3x10 rete																			
5x5 - 5x20																			
6x25																			
7,5x7,5 reverso																			
7,5x7,5 diamantato																			
10x10 - 20x20																			
10x20																			
10x30 - 10x60 - 20x60																			
7,5x15 reverso																			
7,5x15 diamantato																			
15x15 - 30x30																			
20x20 ottagono																			

	talco	salgemma	piombo	pirite	arsenico	lava	navona	alabastro	zircone	zolfo	arenaria	granato
<b>LUCIDI</b>												
PEI	4	4	3	3	2	2	4	4	3	3	3	2
2,5x2,5 rete												
3x10 rete												
5x5 rete												
5x5												
6x25												
7,5x7,5 reverso												
7,5x7,5 diamantato												
10x10 - 20x20												
10x20												
10x30 - 10x60 - 20x60												
7,5x15 reverso												
7,5x15 diamantato												
7,5x15												
15x15 - 30x30												
15x15 diamantato												
20x20 ottagono												

	fluoro	alluminio	nickel	carbonio	sodio	sabbia	xeno	terra	ottone	gres	ruggine
<b>FULL BODY RIO A+B</b>											
2,5x2,5 rete											
5x5 rete esagono											
3x10 rete											
5x5 rete											
6x25											
10x10											
20x20											
10x10 ottagono											
butterfly											

	lecco	onno	bindo
<b>ANTISLIP RIO A+B</b>			
PEI	4	4	3
5x5 rete			
10x10 - 20x20			

# OVERVIEW

malva	pompelmo	indaco	melanzana	cobalto	avio	galassia	pioggia	polvere	notte	azzurro	marina	baia	salvia	edera	aloe	anice	felce	mela	kiwi	avocado	<b>MATT</b>
4	3	2	2	2	2	3	3	3	2	4	3	4	3	4	4	3	3	3	3	3	PEI
																					2,5x2,5 rete
																					5x5 rete
																					3x10 rete
																					5x5 - 5x20
																					6x25
																					7,5x7,5 reverso
																					7,5x7,5 diamantato
																					10x10 - 20x20
																					10x20
																					10x30 - 10x60 - 20x60
																					7,5x7,5 reverso
																					7,5x7,5 diamantato
																					15x15 - 30x30
																					20x20 ottagono

berillo	navy	petrolio	tundra	silicio	stagno	rame	lime	<b>LUCIDI</b>
2	2	2	4	3	3	2	3	PEI
								2,5x2,5 rete
								3x10 rete
								5x5 rete
								5x5
								6x25
								7,5x7,5 reverso
								7,5x7,5 diamantato
								10x10 - 20x20
								10x20
								10x30 - 10x60 - 20x60
								7,5x15 reverso
								7,5x15 diamantato
								7,5x15
								15x15 - 30x30
								20x20 ottagono

agata	zaffiro	acqua	ossido	giada	<b>FULL BODY R10 A+B</b>
					2,5x2,5 rete
					5x5 rete esagono
					3x10 rete
					5x5 rete
					6x25
					10x10
					20x20
					10x10 ottagono
					butterfly

<b>ANTISLIP R10 A+B</b>
PEI
5x5 rete
10x10 - 20x20

# DNA A COLORI COLORFULL DNA

La ricerca sul colore, portata avanti con coerenza e professionalità, si concretizza in una nuova gamma di prodotti da pavimento e rivestimento che costituiscono un progetto organico fatto di nuove tinte, superfici e formati tra loro modulari.

I nostri prodotti offrono una superficie compatta e resistente, dai toni più brillanti e saturi: le materie prime selezionate che formano il supporto, garantiscono la totale assenza di impurità e una migliore distribuzione dello smalto.

Il colore è per eccellenza la parte dell'arte che possiede un dono magico.

Mentre il soggetto, la forma, la linea si rivolgono prima di tutto al pensiero, il colore tocca la sensibilità provocando delle sensazioni. Il mondo è disegnato dalla luce e plasmato dal colore, che si muove, esprime, sussurra, diverte. Il colore si intreccia con fantasia generando trame di materia e di racconti.

Research into colour, carried forth consistently and professionally, takes shape in a new range of wall and floor products that form a systematic project made of new colours and sizes all modular .

Our products offer a compact, hardwearing surface with the brightest colours. The selected raw materials ensure a total absence of impurities and a better distribution of glaze. The colour is part of the excellence that has a magical gift.

While subject, form, line turn first of all in thought, colour has all power on sensitivity, causing sensations and emotions.

World is drawn by the light and defined by colour, which moves, expresses, whispers, amuses. Colour weaves with fantasy creating new material and tales.







# PROGETTA SENZA LIMITI NO LIMITS PROJECTS

La collezione CE.SI. è caratterizzata da un'ampia gamma di superfici: matt, lucidi, antiscivolo, che possono essere abbinati tra loro, grazie alla fedeltà cromatica che le caratterizza, per generare proposte dall'alto valore estetico-progettuale.

The collection CE.SI. is composed by a wide range of surfaces: matt - glossy - antislip which, thanks to high chromatic precision, can be perfectly matched together, creating proposals of a high aesthetic and design value.



# GRES PORCELLANATO SMALTATO B1b

## GLAZED PORCELAIN STONEWARE





# FULL BODY R10 A+B B1a UNGLAZED PORCELAIN STONEWARE
















# NCS THE UNIVERSAL LANGUAGE OF COLOUR

Il sistema colore NCS definito come "The Universal Language of Colour" è ad oggi il più diffuso ed utilizzato a fini pratici a livello mondiale da aziende produttrici, architetti, designer. Attraverso questa tabella diamo dei suggerimenti di corrispondenza di colore, non identica ma abbinabile alle nostre tinte unite.





Ncs, or Natural Colour System, also known as "The Universal Language of Colours", is the most popular and used worldwide by producers, architects and designers. By this chart we are able to suggest the best matching colour with our plain colours collection.

**MATT**

	bianco	S 0300-N
	quarzo	S 2000-N
	perla	S 4000-N
	antracite	S 6005-Y80R
	torba	S 8500-N
	nero	S 9000-N



	cotone	S 0804-Y10R
	canapa	S 2010-Y50R
	caramello	S 5030-Y30R
	tortora	S 4005-Y50R
	t. di moro	S 8505-Y20R

	banana	S1020-G90Y
	cedro	S1040-Y
	vanadio	S 1070-Y20R
	cromo	S0570-Y50R
	paprika	S 2050-Y70R
	corallo	S 1060-Y80R
	vermiglio	S1580-Y90R
	rubino	S4040-R10B







	malva	S1515-R
	pompelmo	S 3020-Y70R
	indaco	S3020-R20B
	melanzana	S 5030-R20B

	cobalto	S5040-R70
	avio	S5030-R80B
	galassia	S3040-R90B
	pioggia	S4020-R80B
	polvere	S2020-R80B
	notte	S5030-B
	azzurro	S1010-B
	marina	S1030-B

**MATT**

	baia	S1015-B50G
	salvia	S4030-B30G
	edera	S3005-G20Y
	aloe	S3020-G10Y
	anice	S6010-B90G
	felce	S6020-B90G
	mela	S1030-G50Y
	kiwi	S2050-G30Y
	avocado	S4030-G50Y




**LUCIDI**

	talco	S0500-N
	salgemma	S2002-R
	piombo	S3502-R
	pirite	S6005-Y80R
	arsenico	S 8500-N
	lava	S9000-N





	navona	S1005-Y40R
	alabastro	S3010-Y50R
	zircono	S1030-Y
	zolfo	S1060-Y20R
	arenaria	S1070-Y50R
	granato	S3560-R

	berillo	S5030-R80B
	petrolio	S5040-B
	navy	S5020-R90B
	stagno	S 2005-G20Y
	tundra	S1510-B50G
	silicio	S3040-B40G
	lime	S2050-G30Y
	rame	S6030-G

**ANTISLIP** R10 A+B

	lecco	S 0300-N
	onno	S 2000-N
	bindo	S 4000-N

**FULL BODY** R10 A+B

	fluoro	S0502-Y
	alluminio	S2002-Y
	nickel	S5500-N
	carbonio	S8000-N
	sodio	S1002-Y50R
	sabbia	S3010-Y30R
	xeno	S5005_Y50R
	terra	S7010-Y50R
	ottone	S2030-Y20R
	gres	S5030-Y70R
	ruggine	S5020-Y60R
	agata	S1515-Y70R
	zaffiro	S4020-R90B
	acqua	S3010-B
	ossido	S3010-G10Y
	giada	S5005-G20Y

I colori CE.SI. hanno una corrispondenza non identica ma abbinabile alla gamma NCS.

Our colour matching chart provides non-binding guidelines. Our colours are matchable but not identical to the NCS colours.





# GRES PORCELLANATO SMALTATO GLAZED PORCELAIN STONEWARE

## 14

GRES PORCELLANATO SMALTATO  
GLAZED PORCELAIN STONEWARE

16 I CLASSICI

36 6x25

48 PEZZI SPECIALI

52 REVERSO

60 METRO

70 20x20 OTTAGONO

76 METRO PEZZI SPECIALI














**78 FORMATI&COLORI**

# I CLASSICI

LUCIDI . MATT . ANTISLIP




## SIZES

 5x5 2"x2"	 5x20 2"x8"	 10x10 4"x4"	 10x20 4"x8"	 10x30 4"x12"	 10x60 4"x24"	
 15x15 6"x6"	 20x20 8"x8"	 20x60 8"x24"	 30x30 12"x12"	 2,5x2,5 SU RETE 1"x1" ON MESH	 5x5 SU RETE 2"x2" ON MESH	 3x10 SU RETE 1/8"x4" ON MESH


MATT



LUCIDI



ANTISLIP RIO A+B



vedi "formati e colori" a pag. 78  
 check "sizes and colours" at page 78

# COLORI



WALL 10x10 4"x4" . MATT



BIANCO

MELANZANA

AVOCADO

CARAMELLO

ANICE

PAPRIKA

POMPELMO



WALL 10x10 4"x4" . MATT/LUCIDO



BERILLO



BIANCO

designer Axelle Vertommen  
photographer Kaatje Verschoren  
[www.axellevertommen.be](http://www.axellevertommen.be)





WALL 5x5 SU RETE 2"x2" ON MESH . MATT



CORALLO











WALL 5x5 SU RETE 2"x2" ON MESH . MATT



MALVA

Progetto: -ini, Domenica Fiorini, Francesca Giannini, Giulia Ghidini  
www.iniachitetti.it instagram @iniarchitetti  
Fotografie: Barbara Rossi @barbararossi\_photography  
Impresa: @marella\_srl  
Arredo su misura: @falegnameria\_rag\_vit  
Opera d'arte site-specific: @tellas\_



WALL 5x5 SU RETE 2"x2" ON MESH . LUCIDO



PETROLIO





WALL 10x30 4"x12" . MATT



BIANCO

Dzmitry Biarnovik  
VisUp Studio - Poland





WALL 3x10 SU RETE 1 1/8" x 4" ON MESH . LUCIDO



LAVA



WALL10x10 4"x4" . MATT

-   
 TALCO
-   
 BIANCO
-   
 TORTORA
-   
 VANADIO
-   
 NERO
-   
 AVIO
-   
 QUARZO
-   
 VERMIGLIO
-   
 CEDRO
-   
 COBALTO
-   
 MELANZANA
-   
 RUBINO
-   
 CROMO
-   
 KIWI
-   
 FELCE
-   
 NOTTE





WALL 5x20 2"x8" . MATT



RUBINO



COTONE

Hotel Duomo- Firenze  
Studio Intros Movimenti di design \_firenze  
Arch. Simone Lenzini e Arch. Martina Marino



Paradisiartificiali  
20141 Milano - Italy  
[www.paradisiartificiali.it](http://www.paradisiartificiali.it)  
Arch: Lorenzo De Nicola



FLOOR 10x10 4"x4" . MATT



PIOGGIA PETROLIO

FLOOR 10x20 4"x8" . MATT



COTONE







WALL 10x10 4"x4" . MATT



BIANCO



GALASSIA



FELCE



CROMO



BANANA



VANADIO



NERO



VERMIGLIO



AZZURRO



AVIO

Tunnel Provincialeweg / dr.j.m.den uylweg  
Zaandam Olanda

WALL 20x20 8"x8" - 10x10 4"x4" . MATT/LUCIDO

FLOOR 10x10 4"x4" . MATT



TALCO



NERO




NERO

Dzmitry Biarnovik  
VisUp Studio - Poland







WALL 20x60 8"x24". MATT



FLOOR 5x5 2"x2". FULLBODY





FLOOR10x20 4"x8" . MATT



TORBA



PERLA



BIANCO



WALL 5x20 2"x8" . MATT



PAPRIKA





WALL 20x20 8"x8" . MATT

10x10 4"x4" . LUCIDO

20x20 8"x8" . LUCIDO



POMPEIMO



GRANATO




ARSENICO






# 6x25

LUCIDI . MATT



## SIZES



6x25  
2.36"x9.84"

MATT



LUCIDI







WALL 6x25 2.36"x9.84" .MATT



COBALTO





WALL 6x25 2.36"x9.84" . MATT



POLVERE



ALOE




EDERA



WALL 6x25 2.36"x9.84" . MATT



SALVIA



WALL 6x25 2.36"x9.84" . MATT



FELCE



ANICE



TORTORA



COTONE





WALL 6x25 2.36"x9.84" . MATT



MALVA



WALL 6x25 2.36"x9.84" . MATT




POMPELMO





EDERA





WALL 6x25 2.36"x9.84" . MATT



RUBINO

Filippo Francescangeli, Clio Zancanella et David Mélan  
Studio Scala - Paris  
[www.scala-studio.com](http://www.scala-studio.com)  
Photo & styling : STUDIO BRINTH







MEXICO



FLOOR 6x25 2.36"x9.84" . MATT



BIANCO




NERO

PROGETTO BY:  
Studio Cavallo 21  
Arch. Mirco Cavallo



# PEZZI SPECIALI

MATT



## SIZES



2,5x2,5 . 1"x1"  
CONCHIGLIA INTERNA  
INTERNAL ACORN



2,5x2,5 . 1"x1"  
CONCHIGLIA ESTERNA  
EXTERNAL ACORN



2,5x2,5 . 1"x1"  
PIEDOCA INTERNO  
INTERNAL ELEPHANT'S FOOT



2,5x2,5 . 1"x1"  
PIEDOCA ESTERNO  
EXTERNAL ELEPHANT'S FOOT



2,5x20 . 1"x8"  
CANALETTA INTERNA  
INTERNAL COVE



2,5x20 . 1"x8"  
CANALETTA ESTERNA  
EXTERNAL COVE



2,5x10 . 1"x4"  
ANGOLO INTERNO  
INTERNAL ANGLE



2,5x10 . 1"x4"  
ANGOLO ESTERNO  
EXTERNAL ANGLE



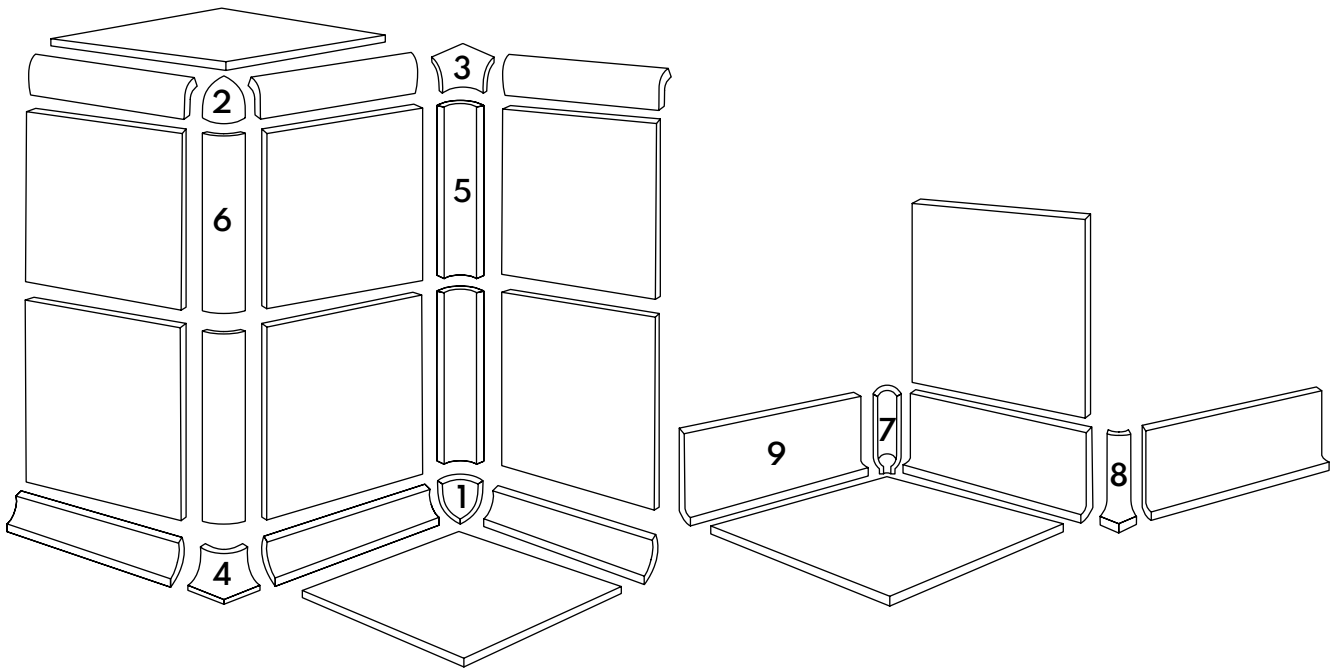
10x20 . 4"x8"  
COVE BASE  
COVE BASE



MATT



COLORI



**CONCHIGLIA INTERNA**  
INTERNAL ACORN  
2,5x2,5 . 1"x1"



**CONCHIGLIA ESTERNA**  
EXTERNAL ACORN  
2,5x2,5 . 1"x1"



**PIEDOCA INTERNO**  
INTERNAL ELEPHANT'S FOOT  
2,5x2,5 . 1"x1"



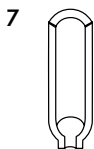
**PIEDOCA ESTERNO**  
EXTERNAL ELEPHANT'S FOOT  
2,5x2,5 . 1"x1"



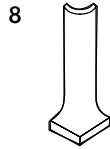
**CANALETTA INTERNA**  
INTERNAL COVE  
2,5x20 . 1"x8"



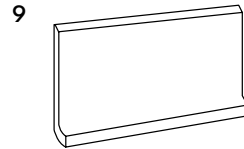
**CANALETTA ESTERNA**  
EXTERNAL COVE  
2,5x20 . 1"x8"



**ANGOLO INTERNO**  
INTERNAL ANGLE  
2,5x10 . 1"x4"



**ANGOLO ESTERNO**  
EXTERNAL ANGLE  
2,5x10 . 1"x4"





**COVE BASE**  
COVE BASE  
10x20 . 4"x8"

# PEZZI SPECIALI

## SPECIAL TRIMS

La collezione è coordinata da una ampia gamma di pezzi speciali perfettamente modulari tra loro, disponibili nei 40 colori matt, in gres porcellanato smaltato, nelle stesse caratteristiche tecniche ed estetiche dei prodotti ai quali sono abbinati.

The collection is coordinated to a wide special trims range, all perfectly modular, available in 40 matt colours in glazed porcelain stoneware, with the same technical and aesthetic features as their matching tiles.





# REVERSO

LUCIDI . MATT



## SIZES



7,5x7,5  
REVERSO  
3"x3"



7,5x15  
REVERSO  
3"x6"

MATT




BIANCO



COTONE



PAPRIKA



POMPELMO



PIOGGIA



ANICE



AVOCADO



NERO

LUCIDI



TALCO



LAVA

# COLORI




WALL 7,5x15 3"x6" . REVERSO LUCIDO



TALCO





WALL 7,5x15 3"x6" . REVERSO MATT



POMPELMO



WALL 7,5x15 3"x6" . REVERSO MATT



NERO





WALL 7,5x15 3"x6" . REVERSO MATT



AVOCADO







WALL 7,5x15 3"x6" . REVERSO MATT




ANICE








MATT



LUCIDI



vedi "formati e colori" a pag. 81  
check "sizes and colours" at page 81

# COLORI

WALL 7,5x15 3"x6" . DIAMANTATO LUCIDO



RAME





WALL 7,5x15 3"x6" . DIAMANTATO LUCIDO



TALCO

FMD'A  
Francesca mandelli D'Agostini  
Architect & Photographer  
Casa Beatrice.

Un appartamento milanese con un soffio d'Africa.





WALL 7,5x15 3"x6" . DIAMANTATO LUCIDO



TALCO



GOLD





WALL 7,5x15 3"x6" DIAMANTATO  
15x15 6"x6" . DIAMANTATO LUCIDO



TALCO

LISTELLO 2,5x15 1"x6"



LAVA

FLOOR 20x20 8"x8" MATT



BIANCO



NERO

BATTISCOPA 5x15 2"x6" LUCIDO



LAVA



WALL 7,5x15 3"x6" . DIAMANTATO MATT



EDERA



WALL 7,5x15 3"x6" . DIAMANTATO LUCIDO



TALCO



LAVA

FINALE 5x15 2"x6"  
BATTISCOPA 15x15 6"x6" . LUCIDO



LAVA



TALCO


FLOOR 20x20 8"x8" . OTTAGONO LUCIDO 5x5 2"x2" . LUCIDO



TALCO



LAVA







WALL 15x15 6"x6". DIAMANTATO LUCIDO  
7,5x15 3"x6". DIAMANTATO LUCIDO  
7,5x15 3"x6". LUCIDO



TALCO



# 20x20 OTTAGONO

LUCIDI . MATT



## SIZES



5x5  
2"x2"



20x20  
OTTAGONO  
8"x8"



20x20  
OTTAGONO


MATT



BIANCO



QUARZO



NERO



TORBA



COTONE

LUCIDI



TALCO



5x5

MATT



BIANCO



QUARZO




PERLA



ANTRACITE



TORBA



NERO



COTONE



CANAPA



CAMELLO



TORTORA



TESTA DI MORO



BANANA



CEDRO



VANADIO



CROMO



PAPRIKA




CORALLO



VERMIGLIO



RUBINO



MALVA



POMPELMO



INDACO



MELANZANA



COBALTO



AVIO



GALASSIA



PIOGGIA



POLVERE



NOTTE



AZZURRO



MARINA



BAIA



SALVIA



EDERA



ALOE



ANICE



FELCE



MELA



KIWI



AVOCADO

LUCIDI



TALCO



SALGEMMA



PIOMBO



PIRITE



ARSENICO



LAVA



NAVONA



ALABASTRO



ZIRCONO



ZOLFO



ARENARIA



GRANATO



BERILLO



NAVY



PETROLIO




TUNDRA



SILICIO



STAGNO



RAME



LIME

# COLORI



FLOOR 20x20 8"x8" . OTTAGONO MATT

5x5 2"x2" . LUCIDO



BIANCO



RAME



FLOOR 20x20 8"x8" . OTTAGONO MATT

5x5 2"x2" . MATT



BIANCO



NERO

PROGETTO BY:  
Lagust (Laboratorio del Gusto)  
Angela T. Basile Domenico Potenza ARCHITETTI  
BaPo Studio Cirò Marina (KR)





FLOOR 20x20 8"x8" . OTTAGONO MATT

5x5 2"x2" . MATT



BIANCO



NERO





Reconstruction project in Riga, historical center  
Interior designer - Anete Roze  
@anete.roze.interior  
Photographer - Oskars Kalnins



# PEZZI SPECIALI

LUCIDI



## SIZES



FINALE  
5x15 cm.



ANGOLO INTERNO  
FINALE



ANGOLO ESTERNO  
FINALE



LISTELLO  
2x15 cm.



BATTISCOPIA  
15x15 cm.



ANGOLO INTERNO  
BATTISCOPIA



ANGOLO ESTERNO  
BATTISCOPIA

SOLO NEI  
COLORI  
ONLY IN  
COLOURS:

BIANCO  
NERO  
TALCO  
LAVA



CANALETTA INTERNA  
3x15 cm.



CANALETTA ESTERNA  
3x15 cm.

NOTA:  
la modularità tra i pezzi speciali e le piastrelle  
è garantita da una fuga di almeno 3 mm.  
NOTE:  
modularity between special trims and tiles is  
granted by a 3 mm grout.

MATT



BIANCO

NERO

LUCIDI



TALCO

PIOMBO

LAVA

NAVONA

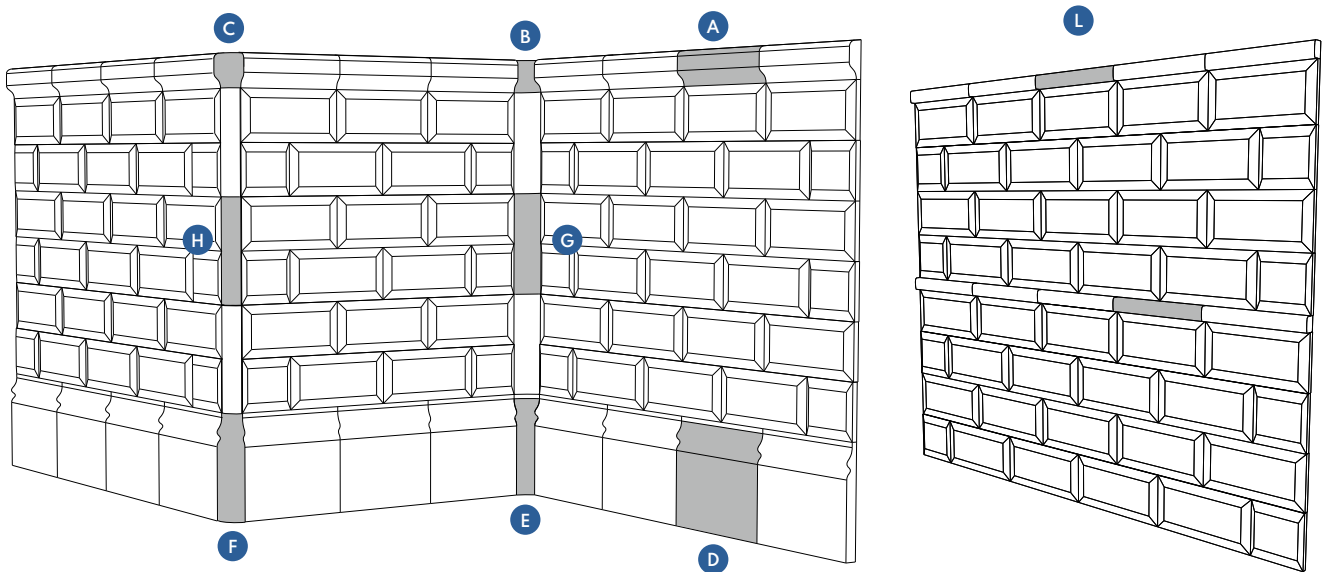
PETROLIO

RAME

GRANATO

La serie metro si completa con i suoi pezzi speciali in gres porcellanato smaltato. Sempre più richiesti, sia per questioni di igiene e sicurezza, che per il loro valore estetico, facilitano la posa e donano un gusto squisitamente retrò agli ambienti.

Special trims in glazed porcelain stoneware integrate metro range. They are more and more demanded, both for safety and hygienic matters and for their aesthetic value. Special trims simplify the laying and give a delighfull retrò taste to the settings.



COLOURS

# I CLASSICI

## MATT

	BIANCO	QUARZO	PERLA	ANTRACITE	TORBA	NERO	COTONE	CANAPA
								
 5x5	•	•	•	•	•	•	•	•
 5x20	•	•	•	•	•	•	•	•
 6x25	•	•	•	•	•	•	•	•
 10x10	•	•	•	•	•	•	•	•
 10x20	•	•	•	•	•	•	•	•
 10x30	•	•	•	•	•	•	•	•
 10x60	•	•	•	•	•	•	•	•
 15x15	•	•	•	•	•	•	•	•
 20x20	•	•	•	•	•	•	•	•
 20x60	•	•	•	•	•	•	•	•
 30x30	•	•	•	•	•	•	•	•
 2,5x2,5 su rete	•	•	•	•	•	•	•	•
 5x5 su rete	•	•	•	•	•	•	•	•
 3x10 su rete	•	•	•	•	•	•	•	•

	CARAMELLO	TORTORA	TESTA DI MORO	BANANA	CEDRO	VANADIO	CROMO	PAPRIKA
								
 5x5	•	•	•	•	•	•	•	•
 5x20	•	•	•	•	•	•	•	•
 6x25	•	•	•	•	•	•	•	•
 10x10	•	•	•	•	•	•	•	•
 10x20	•	•	•	•	•	•	•	•
 10x30	•	•	•	•	•	•	•	•
 10x60	•	•	•	•	•	•	•	•
 20x20	•	•	•	•	•	•	•	•
 20x60	•	•	•	•	•	•	•	•
 2,5x2,5 su rete	•	•	•	•	•	•	•	•
 5x5 su rete	•	•	•	•	•	•	•	•













  











	CORALLO	VERMIGLIO	RUBINO	MALVA	POMPELMO	INDACO	MELANZANA	COBALTO
								
 5x5	•	•	•	•	•	•	•	•
 5x20	•	•	•	•	•	•	•	•
 6x25	•	•	•	•	•	•	•	•
 10x10	•	•	•	•	•	•	•	•
 10x30	•	•	•	•	•	•	•	•
 10x60	•	•	•	•	•	•	•	•
 20x20	•	•	•	•	•	•	•	•
 20x60	•	•	•	•	•	•	•	•
 2,5x2,5 su rete	•	•	•	•	•	•	•	•
 5x5 su rete	•	•	•	•	•	•	•	•






# I CLASSICI MATT

# FORMATI & COLORI SIZES & COLOURS























	BAIA	AZZURRO	MARINA	GALASSIA	POLVERE	PIOGGIA	NOTTE	AVIO
 5x5	•	•	•	•	•	•	•	•
 5x20	•	•	•	•	•	•	•	•
 6x25								
 10x10	•	•	•	•	•	•	•	•
 10x20								
 10x30					•	•		
 10x60					•	•		
 15x15								
 20x20	•	•	•	•	•	•	•	•
 20x60					•	•		
 2,5x2,5 su rete	•	•	•	•	•	•	•	•
 5x5 su rete	•	•	•	•	•	•	•	•










	SALVIA	EDERA	ALOE	ANICE	FELCE	MELA	KIWI	AVOCADO
 5x5	•	•	•	•	•	•	•	•
 5x20	•	•	•	•	•	•	•	•
 6x25	•	•	•	•	•			
 10x10	•	•	•	•	•	•	•	•
 10x30		•	•			•		
 10x60		•	•			•		
 20x20	•	•	•	•	•	•	•	•
 20x60		•	•			•		
 2,5x2,5 su rete	•	•	•	•	•	•	•	•
 5x5 su rete	•	•	•	•	•	•	•	•















# I CLASSICI ANTISLIP R10 A+B

	LECCO	ONNO	BINDO
 10x10	•	•	•
 20x20	•	•	•
 5x5 su rete	•	•	•

# I CLASSICI LUCIDI









	TALCO	SALGEMMA	PIOMBO	PIRITE	ARSENICO	LAVA	NAVONA	ALABASTRO
								
 5x5	•	•	•	•	•	•	•	•
 5x20								
 6x25	•					•	•	
 10x10	•	•	•	•	•	•	•	•
 10x20	•				•			
 10x30	•	•				•	•	
 10x60	•	•				•	•	
 15x15	•							
 20x20	•	•	•	•	•	•	•	•
 20x60	•	•				•	•	
 30x30	•							
 2,5x2,5 su rete	•	•	•	•	•	•	•	•
 5x5 su rete	•	•	•	•	•	•	•	•
 3x10 su rete	•	•				•	•	

	ZIRCONO	ZOLFO	ARENARIA	GRANATO	NAVY	PETROLIO	BERILLO	TUNDRA
								
 5x5	•	•	•	•	•	•	•	•
 5x20								
 10x10	•	•	•	•	•	•	•	•
 10x20								
 10x30								
 10x60								
 20x20	•	•	•	•	•	•	•	•
 20x60								
 2,5x2,5 su rete	•	•	•	•	•	•	•	•
 5x5 su rete	•	•	•	•	•	•	•	•








	SILICIO	RAME	LIME	STAGNO
				
 5x5	•	•	•	•
 5x20				
 10x10	•	•	•	•
 10x20				
 10x30				
 10x60				
 20x20	•	•	•	•
 20x60				
 2,5x2,5 su rete	•	•	•	•
 5x5 su rete	•	•	•	•

**METRO**  
MATT

**FORMATI&COLORI**  
**SIZES&COLOURS**









	BIANCO	NERO	MALVA	POLVERE	EDERA	COTONE	QUARZO	TORBA
								
▣ 7,5x7,5 diamantato	•	•	•	•	•			
▣ 7,5x15 diamantato	•	•	•	•	•			
○ 20x20 ottagonato	•	•				•	•	•

**METRO**  
LUCIDI



	TALCO	PIOMBO	NAVONA	LAVA	GRANATO	PETROLIO	RAME
							
▣ 7,5x7,5 diamantato	•	•	•	•	•	•	•
▣ 7,5x15	•	•	•	•	•	•	•
▣ 7,5x15 diamantato	•	•	•	•	•	•	•
▣ 15x15 diamantato	•			•			
○ 20x20 ottagonato	•						

	SILVER	GOLD
		
▣ 7,5x15 diamantato	•	•

**REVERSO**  
MATT

	BIANCO	COTONE	NERO	PIOGGIA	AVOCADO	ANICE	POMPELMO	PAPRIKA
								
▣ 7,5x7,5 reverso	•	•	•	•	•	•	•	•
▣ 7,5x15 reverso	•	•	•	•	•	•	•	•

**REVERSO**  
LUCIDI

	TALCO	LAVA
		
▣ 7,5x7,5 reverso	•	•
▣ 7,5x15 reverso	•	•





# **GRES PORCELLANATO TUTTA MASSA FULL BODY R10 A+B UNGLAZED PORCELAIN STONEWARE**

**82**

**FULL BODY R10 A+B**  
UNGLAZED PORCELAIN STONEWARE

84 I TECNICI

94 10x10 ASTRATTO

102 10x10 OTTAGONO

110 5x5 ESAGONO

118 BUTTERFLY

**126** FORMATI&COLORI



# I TECNICI


R10 A+B



## SIZES



10x10  
4"x4"




6x25  
2.36"x9.84"




20x20  
8"x8"




10x10 OTTAGONO  
4"x4"




5x5 SU RETE  
2"x2" ON MESH



2,5x2,5 SU RETE  
1"x1" ON MESH



3x10 SU RETE  
1 7/8"x4" ON MESH



BUTTERFLY 2,5x5 SU RETE  
1"x2" ON MESH



OTTAGONO 10x10 SU RETE  
4"x4" ON MESH



ESAGONO 5x5 SU RETE  
2"x2" ON MESH



RIO A+B



vedi "formati e colori" a pag. 126  
check "sizes and colours" at page 126

**COLORI**



FLOOR 20x20 8"x8"



FLUORO



NICKEL



DESK 5x5 SU RETE 2"x2" ON MESH



SODIO

WALL 6x25 2.36"x9.84"



GRES

FLOOR 20x20 8"x8"



GRES



FLOOR 6x25 2.36"x9.84"



NICKEL



XENO



SODIO





FLOOR 10x10 4"x4"



ACQUA



OSSIDO



FLUORO

WALL 3x10 SU RETE 1"x4" ON MESH



ACQUA



FLOOR 10x10 4"x4"



FLUORO



ZAFFIRO







FLOOR 10x10 4"x4"



NICKEL



OSSIDO







WALL 3x10 SU RETE 1"x4" ON MESH



OSSIDO



# 10x10 ASTRATTO

R10 A+B



## SIZES




TRATTO  
10x10  
4"x4"



OBLIQUO  
10x10  
4"x4"


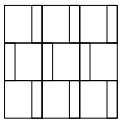
RIO A+B



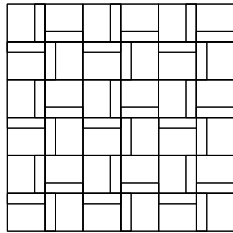
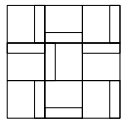
SCHEMI DI POSA

TRATTO

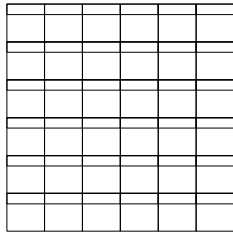
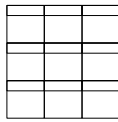
SCHEMA 1



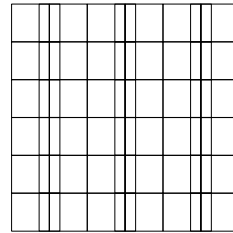
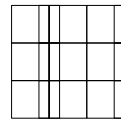
SCHEMA 2



SCHEMA 3


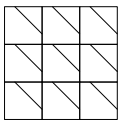


SCHEMA 4

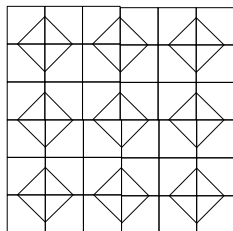
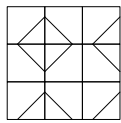


OBLIQUO

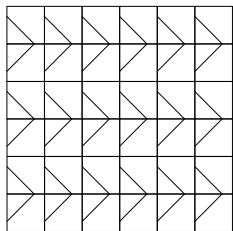
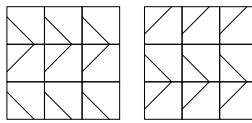
SCHEMA 5



SCHEMA 6


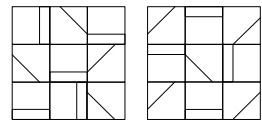


SCHEMA 7



MIX

SCHEMA 8



L'abbinamento di diversi decori può presentare una variazione di tono, che è caratteristica intrinseca della serie.  
A variation in shade can occur by matching different decors, this is an inner feature of this range.

COLORI



WALL 10x10 4"x4" OBLIQUO . SCHEMA 5



SABBIA





WALL 10x10 4"x4" OBLIQUO . SCHEMA 6



AGATA



WALL 10x10 4"x4" TRATTO . SCHEMA 1



RUGGINE





WALL 10x10 4"x4" OBLIQUO + TRATTO . SCHEMA 8

FLOOR/WALL 10x10 4"x4"



OSSIDO



GIADA



WALL10x10 4"x4" TRATTO . SCHEMA 2



ACQUA








# 10x10 OTTAGONO

R10 A+B



## SIZES

 10x10  
OTTAGONO  
4"x4"


 3,5x3,5  
1.3"x1.3"



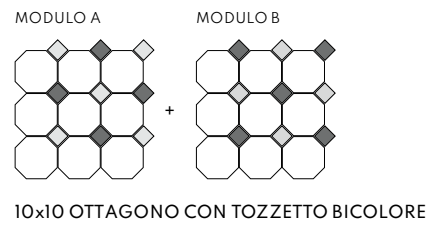
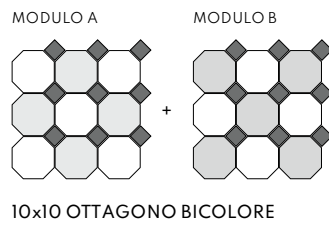
MODULO SU RETE  
ON MESH



RIO A+B



COMBINAZIONI  
MODULI SU RETE  
ON MESH  
10x10 OTTAGONO



**COLORI**



FLOOR 10x10 OTTAGONO BICOLORE SU RETE 4"x4" ON MESH

3,5x3,5 1,3"x1,3"



ALLUMINIO



NICKEL



FLUORO



FLOOR 10x10 OTTAGONO SU RETE 4"x4" ON MESH 3,5x3,5 1.3"x1.3"



GIADA



SODIO





FLOOR 10x10 OTTAGONO SU RETE 4"x4" ON MESH 3.5x3.5 1.3"x1.3"



GRES



FLUORO







FLOOR 10x10 OTTAGONO BICOLORE SU RETE 4"x4" ON MESH



FLUORO



ZAFFIRO

3,5x3,5 1.3"x1.3"



CARBONIO

Arch. Claudia Gigli  
EmmeQ STUDIO - Roma  
info@emmeqstudio.com  
www.emmeqstudio.com






FLOOR 10x10 OTTAGONO SU RETE 4"x4" ON MESH

3,5x3,5 1.3"x1.3"

  
CARBONIO


  
FLUORO





# 5x5 ESAGONO

R10 A+B



## SIZES



5x5  
2"x2"



MODULO SU RETE  
ON MESH



RIO A+B



ALLUMINIO



FLUORO



SODIO



NICKEL



CARBONIO



AGATA



GIADA



ZAFFIRO



GRES

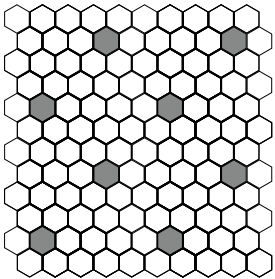
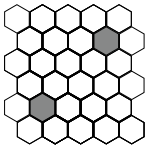


OTTONE

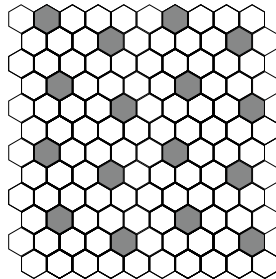
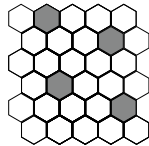
DECORI

MODULI SU RETE  
ON MESH

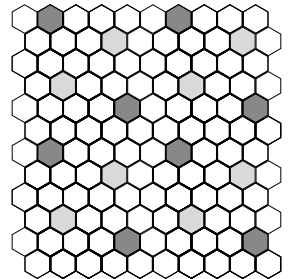
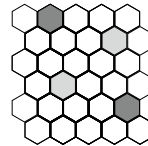
**DECORO A - POIS**  
2 COLORI - 2 COLOURS





**DECORO B - GOCCIA**  
2 COLORI - 2 COLOURS




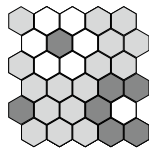
**DECORO C - CHICCO**  
3 COLORI - 3 COLOURS



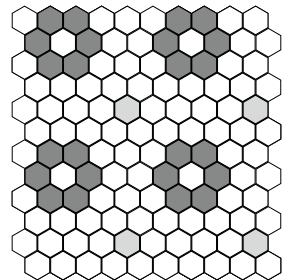
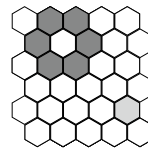
**DECORO D - FIORE**  
2 COLORI - 2 COLOURS



**DECORO E - BOUQUET**  
3 COLORI - 3 COLOURS



**DECORO F - DALIA**  
3 COLORI - 3 COLOURS



COLORI





FLOOR 5x5 ESAGONO SU RETE 2"x2" ON MESH . DECORO A - POIS





FLOOR 5x5 ESAGONO SU RETE 2"x2" ON MESH . DECORO F - DALIA



ZAFFIRO



FLUORO



ALLUMINIO

WALL 7,5x15 3"x6" . DIAMANTATO MATT



BIANCO






WALL 5x5 ESAGONO SU RETE 2"x2" ON MESH



ALLUMINIO







FLOOR 5x5 ESAGONO SU RETE 2"x2" ON MESH . DECORO D - FIORE



FLUORO



NICKEL




WALL 5x5 ESAGONO SU RETE 2"x2" ON MESH . DECORO A - POIS



AGATA



CARBONIO










# BUTTERFLY

R10 A+B



## SIZES

□  
2,5x5  
1"x2"



MODULO SU RETE  
ON MESH



RIO A+B



ALLUMINIO



FLUORO



SODIO



NICKEL



CARBONIO



AGATA



GIADA



ZAFFIRO



GRES




OTTONE

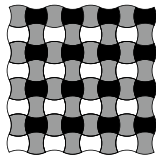
DECORI

MODULI SU RETE  
ON MESH

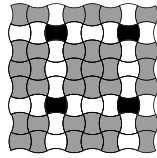
**DECORO A**  
SCACCHIERA - CHESSBOARD  
2 COLORI - 2 COLOURS



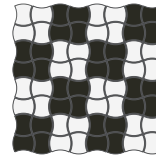
**DECORO B**  
TRAMA  
3 COLORI - 3 COLOURS



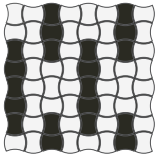
**DECORO C**  
INTRECCIO  
3 COLORI - 3 COLOURS



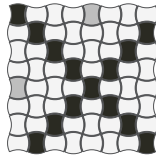
**DECORO D**  
DAMA  
2 COLORI - 2 COLOURS



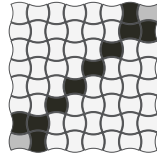
**DECORO E**  
FILO  
2 COLORI - 2 COLOURS



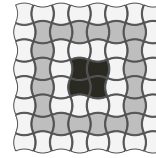
**DECORO F**  
FIOCCO  
3 COLORI - 3 COLOURS



**DECORO G**  
NODO  
3 COLORI - 3 COLOURS



**DECORO H**  
TELA  
3 COLORI - 3 COLOURS



COLORI





WALL / FLOOR 2,5x5 BUTTERFLY SU RETE 1"x2" ON MESH . DECORO BTRAMA



FLUORO



ALLUMINIO



ZAFFIRO

FLOOR 2,5x5 BUTTERFLY SU RETE 1"x2" ON MESH . DECORO PERSONALIZZATO BESPOKEN DECOR



FLUORO



GRES



ZAFFIRO

Magdalena Krupczak , Karolina Strojcka Kwapisz  
Kanon Design - Warszawa, Polonia





FLOOR 2,5x5 BUTTERFLY SU RETE 1'x2' ON MESH . DECORO H TELA



NICKEL



FLUORO



GRES

Kanon Design (arch. Magdalena Krupczak , Karolina Strojicka Kwapisz) - Poland  
Rivenditore DAV Import Varsavia





FLOOR 2,5x5 BUTTERFLY SU RETE 1"x2" ON MESH . DECORO F FIOCCO



Kanon Design (arch. Magdalena Krupczak , Karolina Strojcka Kwapisz) - Poland  
Rivenditore DAV Import Varsovia





FLOOR 2,5x5 BUTTERFLY SU RETE 1'x2" ON MESH . DECORO A SCACCHIERA - CHESSBOARD









Superstudio21 - Koln  
Architetto Mirco Cavallo  
Hubert Sterzinger  
Caff  de Paris - Francoforte















## FULL BODY


	FLUORO	ALLUMINIO	NICKEL	CARBONIO	SODIO	XENO	SABBIA	AGATA
 6x25	•	•	•	•	•	•		
 10x10	•	•	•	•	•	•		
 20x20	•	•	•	•	•	•		•
 2,5x2,5 su rete	•	•	•	•	•	•		
 5x5 su rete	•	•	•	•	•	•	•	•
 3x10 su rete	•			•	•		•	•

	TERRA	OTTONE	GRES	RUGGINE	GIADA	OSSIDO	ZAFFIRO	ACQUA
 6x25			•					
 10x10	•	•	•	•	•	•	•	•
 20x20			•		•		•	
 2,5x2,5 su rete			•					
 5x5 su rete	•	•	•	•	•	•	•	•
 3x10 su rete				•		•		•

## 10x10 ASTRATTO

	SODIO	SABBIA	AGATA	RUGGINE	OSSIDO	ACQUA
 10x10 astratto tratto	•	•	•	•	•	•
 10x10 astratto obliquo	•	•	•	•	•	•













## 10x10 OTTAGONO

	FLUORO	ALLUMINIO	NICKEL	CARBONIO	SODIO	XENO	AGATA	GRES
 10x10 ottagono	•	•	•	•	•	•	•	•













	GIADA	ZAFFIRO
 10x10 ottagono	•	•

# FORMATI & COLORI SIZES & COLOURS

## 5x5 ESAGONO

	FLUORO	ALLUMINIO	NICKEL	CARBONIO	SODIO	AGATA	OTTONE	GRES
 5x5 esagono su rete	 •	 •	 •	 •	 •	 •	 •	 •
 5x5 esagono su rete	 •	 •						

## 2,5x5 BUTTERFLY

	FLUORO	ALLUMINIO	NICKEL	CARBONIO	SODIO	AGATA	OTTONE	GRES
 2,5x5 butterfly	 •	 •	 •	 •	 •	 •	 •	 •
 2,5x5 butterfly	 •	 •						







# PERSONALIZZAZIONI

GRES PORCELLANATO SMALTATO

GLAZED PORCELAIN STONEWARE

FULL BODY R10 A+B

GRES PORCELLANATO TUTTA MASSA

UNGLAZED PORCELAIN STONEWARE

128

PERSONALIZZAZIONI

130 LE FANTASIE

132 MIX MISCELE

142 LE GEOMETRIE

150 TRANSFER



# LE FANTASIE


LUCIDI . MATT . FULL BODY



MATT



LUCIDI



FULL BODY RIO A+B



# COLORI



# MIX


## MISCELE 2,5x2,5

LUCIDI . MATT


Una gamma di 40 colori matt e 20 colori lucidi nel formato 2,5x2,5 per realizzare infinite composizioni cromatiche e la massima personalizzazione dei progetti. Crea la tua miscela esclusiva utilizzando fino a 6 colori della nostra collezione MATT e LUCIDI: visita il sito [www.cesiceramica.it](http://www.cesiceramica.it).

A range of 40 matt and 20 glossy colours in sizes 2.5x2.5 available to achieve endless chromatic compositions and fully projects personalization. Make your own exclusive mix in 2.5x2.5 by using up to 6 colours of our matt and high-glossy range, visit our web site: [www.cesiceramica.it](http://www.cesiceramica.it).


### 2,5x2,5 SU RETE - MODULO 30x30 1"x1" ON MESH - MODULE 12"x12"




**COPPIA**  
mix 2 colori 50%  
2 colours mix 50%  
□ ■




**TRIS**  
mix 3 colori 33%  
3 colours mix 33%  
□ ■ ■




**POKER**  
mix 4 colori 25%  
4 colours mix 25%  
□ ■ ■ ■



**MIX 5 COLORI**  
mix 5 colori  
5 colours mix 20%  
□ ■ ■ ■ ■



**MIX 6 COLORI**  
mix 6 colori  
6 colours mix 17%  
□ ■ ■ ■ ■ ■



**JOLLY**  
mix da 2 a 6 colori % a richiesta  
from 2 to 6 colours mix % upon request

**SOLO GRES PORCELLANATO SMALTATO**  
**ONLY GLAZED PORCELAIN STONEWARE**




WALL 2,5x2,5 SU RETE 1"x1" ON MESH . LUCIDO / MATT . COPPIA 2 COLORI



LAVA



TORBA








WALL 2,5x2,5 SU RETE 1"xi" ON MESH . LUCIDO / MATT . MIX 6 COLORI



FLOOR 2,5x2,5 SU RETE 1"xi" ON MESH . MATT





WALL 2,5x2,5 SU RETE 1"x1" ON MESH . MATT . TRIS 3 COLORI



CARMELLO    PAPRIKA    POMPELMO





WALL / FLOOR 2,5x2,5 SU RETE 1"x1" ON MESH . MATT . POKER 4 COLORI



SALVIA




FELCE



EDERA



ALOE







DESK 2,5x2,5 SU RETE 1"x1" ON MESH . MATT/LUCIDO . MIX 5 COLORI




RUBINO MALVA INDACO GRANATO COTONE

WALL . 10x10 4"x4" . LUCIDO



GRANATO






# MIX MISCELE 5x5

LUCIDI . MATT . FULL BODY


Una gamma di 40 colori matt, 20 colori lucidi e 16 colori full body nel formato 5x5 per realizzare infinite composizioni cromatiche e la massima personalizzazione dei progetti. Crea la tua miscela esclusiva utilizzando fino a 6 colori della nostra collezione MATT, LUCIDI e FULL BODY:  
visita il sito [www.cesiceramica.it](http://www.cesiceramica.it).

A range of 40 matt, 20 glossy colours and 16 full body colours in sizes 5x5, available to achieve endless chromatic compositions and fully projects personalization. Make your own exclusive mix in 5x5 by using up to 6 colours of our MATT, HIGH-GLOSSY and FULL BODY range, visit our web site:  
[www.cesiceramica.it](http://www.cesiceramica.it).


## 5x5 SU RETE - MODULO 30x30 2"x2" ON MESH - MODULE 12"x12"




**COPPIA**  
mix 2 colori 50%  
2 colours mix 50%  
□ ■




**TRIS**  
mix 3 colori 33%  
3 colours mix 33%  
□ ■ ■




**POKER**  
mix 4 colori 25%  
4 colours mix 25%  
□ ■ ■ ■



**MIX 5 COLORI**  
mix 5 colori  
5 colours mix 20%  
□ ■ ■ ■ ■



**MIX 6 COLORI**  
mix 6 colori  
6 colours mix 17%  
□ ■ ■ ■ ■ ■



**JOLLY**  
mix da 2 a 6 colori % a richiesta  
from 2 to 6 colours mix % upon request

**GRES PORCELLANATO SMALTATO**  
**GLAZED PORCELAIN STONEWARE**  
**FULL BODY R10 A+B**  
**GRES PORCELLANATO TUTTA MASSA**



WALL 5x5 SU RETE 2"x2" ON MESH . MATT . JOLLY 3 COLOR



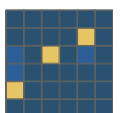
NOTTE



AVIO



CEDRO







WALL 5x5 SU RETE 2"x2" ON MESH . MATT . POKER 4 COLORI



KIWI




MELA



EDERA



ALOE







WALL 5x5 SU RETE 2"x2" ON MESH . MATT . POKER 4 COLORI



QUARZO



PERLA



NERO



BIANCO

WALL 5x5 SU RETE 2"x2" ON MESH . MATT



BIANCO





# LE GEOMETRIE


## 2,5x2,5

LUCIDI . MATT


Le nostre proposte di decori geometrici, i cui colori e finiture sono a scelta del cliente, realizzati su moduli di rete in 30x30, sono di semplice posa, ma di grande impatto. Infinite combinazioni di colori e finiture caratterizzano le nostre soluzioni personalizzate. Progetti di design e decori artistici prendono vita su pavimenti e rivestimenti, con risultati unici dal forte carattere.

Our proposals of geometrical patterns on 30x30 net modules, with customized colours and finishing, are easy to be fixed but really striking! Our tailored solutions are marked out by countless combinations of colours ; design projects and artistic decors come to life on walls and floors of strong personality.


### 2,5x2,5 SU RETE - MODULO 30x30 1"x1" ON MESH - MODULE 12"x12"




**SCACCHIERA**  
mix 2 colori  
2 colours mix



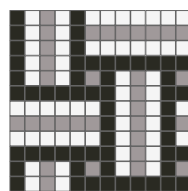
**LINEE**  
mix 2 colori  
2 colours mix




**ANELLI**  
mix 2 colori  
2 colours mix







**DIAGONALE**  
mix 3 colori  
3 colours mix



**GIUNCO**  
mix 3 colori  
3 colours mix



**DARDO**  
mix 2 colori  
2 colours mix



**SOLO GRES PORCELLANATO SMALTATO**  
**ONLY GLAZED PORCELAIN STONEWARE**



WALL . 2,5x2,5 1"xi" . MATT/LUCIDO . DARDO 2 COLORI



NAVY



PIOGGIA

**DARDO**  
mix 2 colori 50%  
2 colours mix 50%







FLOOR 2,5x2,5 1"x1" . MATT . DIAGONALE 3 COLORI



BIANCO



NERO



AVOCADO





FLOOR 2,5x2,5 1"x1" . MATT/LUCIDO . GIUNCO 2 COLORI




BIANCO



BIANCO



TORBA





# LE GEOMETRIE


## 5x5

LUCIDI . MATT . FULL BODY

Le nostre proposte di decori geometrici, i cui colori e finiture sono a scelta del cliente, realizzati su moduli di rete in 30x30, sono di semplice posa, ma di grande impatto. Infinite combinazioni di colori e finiture caratterizzano le nostre soluzioni personalizzate. Progetti di design e decori artistici prendono vita su pavimenti e rivestimenti, con risultati unici dal forte carattere.


Our proposals of geometrical patterns on 30x30 net modules, with customized colours and finishing, are easy to be fixed but really striking! Our tailored solutions are marked out by countless combinations of colours ; design projects and artistic decors come to life on walls and floors of strong personality.

### 5x5 SU RETE - MODULO 30x30 2"x2" ON MESH - MODULE 12"x12"




**SCACCHIERA**

mix 2 colori  
2 colours mix




**LINEE**

mix 2 colori  
2 colours mix




**ZIG-ZAG**

mix 2 colori  
2 colours mix




**CASSETTONE**

mix 3 colori  
3 colours mix







**TARTAN**

mix 3 colori  
3 colours mix



**SFUMATO**

mix 6 colori  
6 colours mix



**GRES PORCELLANATO SMALTATO**  
**GLAZED PORCELAIN STONEWARE**  
**FULL BODY R10 A+B - GRES PORCELLANATO TUTTA MASSA**  
**UNGLAZED PORCELAIN STONEWARE**



FLOOR . SFUMATO 5 COLORI 5x5 SU RETE 2"x2" ON MESH . FULLBODY

-  SODIO
-  ALLUMINIO
-  ACQUA
-  OSSIDO
-  GIADA
-  NIKEL






WALL 5x5 SU RETE 2"x2" ON MESH . MATT . SCACCHIERA



LAVA



NAVONA





FLOOR 5x5 SU RETE 2"x2" ON MESH . MATT . ZIG ZAG 2 COLORI

WALL 7,5x15 3"x6" . LUCIDO



NERO




BIANCO



TALCO

HOTEL AMO - BY AMANO BERLINO  
ATALA GmbH & Co. Fliesen- und Sanitärhandel KG  
Berliner





# TRANSFER

LUCIDI . MATT



## SIZES




10x10  
4"x4"



15x15  
6"x6"



20x20  
8"x8"



10x30  
4"x12"



7,5x15  
DIAMANTATO  
3"x6"



7,5x15  
3"x6"



Il transfer rappresenta l'evoluzione dei sistemi di decorazione che, negli ultimi anni, hanno rivoluzionato il processo di decorazione delle piastrelle. Grazie a queste tecniche, la piastrella da mero elemento di rivestimento per pareti e pavimentazioni si è trasformata in oggetto di arredamento di interni e di design, grazie a pattern colorati. Ogni immagine, logo, foto, disegno può essere trasferita mantenendo le caratteristiche tecniche del supporto ceramico in gres porcellanato di resistenza alle abrasioni e agli acidi. Libertà di espressione negli ambienti privati ed un forte potenziale di comunicazione nei luoghi pubblici o di rappresentanza. I transfer possono essere realizzati sui formati 7,5x15, 7,5x15 diamantato, 10x10, 20x20, 10x30 e 15x15 su finitura lucida e/o matt.

Transfer is the evolution of decoration systems which, recently, transformed the decoration process. Thanks to these techniques, tile is no more a mere covering element for walls and floors, but it becomes a real interior design part. Any picture can be transferred keeping anyway the technical features of the ceramic tile, such as resistance to abrasion and acids. Freedom of communication in private places and strong impact in public places. Transfer can be made on 7,5x15, 7,5x15 diamantato, 10x10, 20x20, 10x30 and 15x15 cms tiles. Available in glossy or matt finishing.



# UNICO ED ESCLUSIVO

## UNIQUE AND EXCLUSIVE

Grazie alla nostra tecnologia è possibile creare la tua piastrella unica ed esclusiva in gres porcellanato matt o lucido. Il prodotto, realizzato con il nostro sistema, rimane stabile nel tempo senza subire alterazioni. È pensato per uso sia in interno sia in esterno; è in grado di resistere agli agenti atmosferici: acqua, vento, grandine, sole e non è attaccabile dagli acidi. La cottura avviene per terzo fuoco. Le temperature e curve del forno variano a seconda dei formati utilizzati.

Thanks to our transfer technic, you can create your unique and exclusive tile, both in mat and glossy finishing. The product, planned for both in and outdoor use, is anti-acid, resists to any weather conditions and doesn't suffer any change over time. It's produced by third firing which temperatures vary according to tile size.



WALL10x10 4"x4" . MATT

WALL 20x20 8"x8" . MATT





# REFERENZE

## PROJECTS




Ammà Just Pizza - Rivenditore: LOI - Conversano  
Fotografo: Simone Boccuzzi




ristorante FIORI Miskl Natalia Galonskaya design  
APPARTAMENTO Partento LLC. - MISK



Giovanni Maria Scarabelli (Instagram: Liquid\_Momentum)



Tierra\_Osteria contemporanea - Matera | Progetto architettonico: Ing. Musci Maria Giacomina  
 Pavimenti, rivestimenti e arredo bagno: Domoteka spazi d'autore, Bisceglie (Bt) / Photo credit: Vincenzo Tedesco



Valensole, France  
 Progett Syya Architectes | photograph : Gabrielle Voinot



# REFERENZE

## PROJECTS



VINACCIA Srl | Progetto Architetto Casa Luigi Di MassaLubrense (Na)  
"Africano Food Zone" - Località Nerano Massa Lubrense



Casa FM - Castel San Pietro Terme (BO) [www.studio-fem.com](http://www.studio-fem.com)  
arch. Francesca Morsiani arch. Mujgan Merve Rinaldi  
Credit Foto: Kuki Media (<https://kukimedia.art/>)



Brasserie La Cour de Rome  
Interior Design Studio JANREJI - Paris



Fleming College A-Wing, Sutherland Campus | Studio GOW HASTINGS ARCHITECTS  
Fotografia Tom Arban Photography



Maša Luković MA Interior & furniture designer, Architect  
Belgrade, Serbia



BÄM Studio | Arch. Camille Ladan & Erik Weber  
www.baemstudio.com - instagram: @baemstudio



Ristorante Purpò - Cattolica | Arch Designer Elisabetta Angelini




Svenska Kakel - Svezia



# REFERENZE

## PROJECTS



DOMOtèka - spazi d'autore 76011 Bisceglie BT



COMA STUDIO - PARIS  
ARCH. Marion Grimaud | [www.comastudio.fr](http://www.comastudio.fr)




Ristorante I Penelope a casa - Milano



Il Cafè Luna e Sole - SASSARI  
 LERUA | LEDDA RUSSO ARCHITETTI - [www.lerua.it](http://www.lerua.it)



Blak Tap Craft Burgers & Beer- mall in Qatar  
 Surface Eleven - Dubai



Giulia Mariani Architetto  
 Residenza Privata



# REFERENZE

## PROJECTS



Tunnel Ciclovía - Olanda




Hagakure Noh Samba - Bari | Architetto Enza Martellotta  
Interiors Alessandro Iacobellis



Grand Hotel Tremezzo, cucina - Lago di Como



Maison Antonie- Lione



Filippo Francescangeli, Clio Zancanella et David Mélan  
Studio Scala - Paris - [www.scala-studio.com](http://www.scala-studio.com)  
Photo & styling : STUDIO BRINTH



Janna e Sole Resort - Budoni, Sardegna Italia





# DATI TECNICI TECHNICAL DATA

- 164 MODULARITÀ
- 166 CARATTERISTICHE TECNICHE
- 168 AVVERTENZE
- 176 IMBALLI



# MODULARITÀ MODULARITY

La collezione è composta da diversi formati e pezzi speciali, perfettamente modulari tra loro per consentire un'infinita varietà di soluzioni di posa.

Il calibro costante, l'assoluta planarità e ortogonalità delle superfici permette la composizione modulare dei diversi formati e offre al progettista soluzioni compositive originali e innovative per l'edilizia pubblica e residenziale.

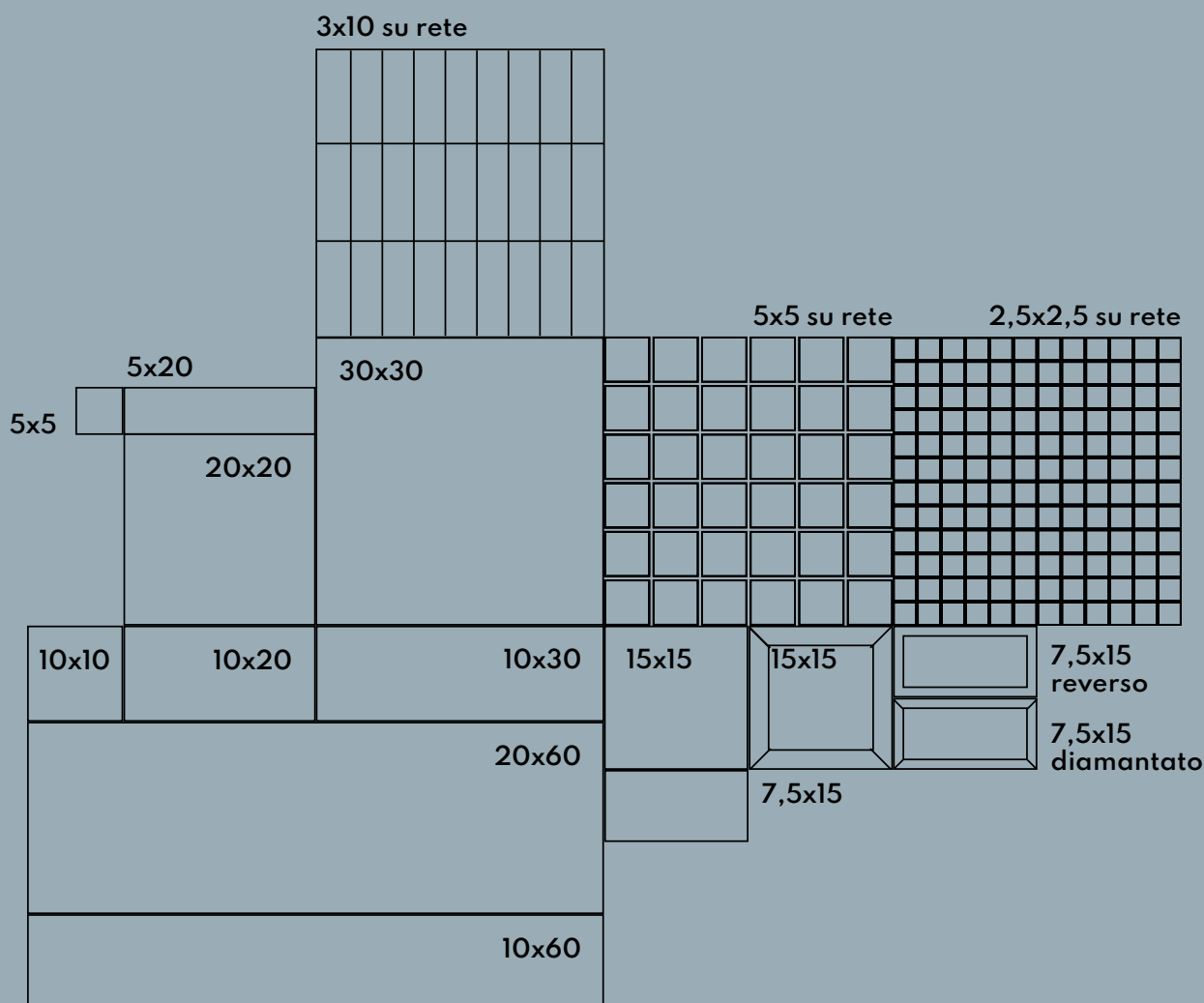
Gres porcellanato smaltato classificato gruppo B1b - assorbimento acqua compreso tra 0,5 e 3% - adatto per posa all'interno ed esterno.


Realizzato nei formati: 5x5 / 6x25 / 7,5x7,5 / 7,5x15 / 10x10 / 15x15 / 5x20 / 10x20 / 20x20 / 10x60 / 20x60 / 10x30 / 30x30 e nei formati su rete 3x10 / 5x5 / 2,5x2,5.

The perfect modularity of sizes and special trims allows an endless variety of laying solutions.

The constant caliber, the absolute flatness and orthogonality of the surfaces allows many modular compositions of the different formats, colours and finishes available in our range and offers the designer original solutions for residential and public projects.

Porcelain stoneware belonging to B1b group - water absorption between 0,5 and 3% - suitable for in - and outdoor. Available in sizes: 5x5 / 7,5x7,5 / 7,5x15 / 10x10 / 15x15 / 5x20 / 6x25 / 10x20 / 20x20 / 10x60 / 20x60 / 10x30 / 30x30 and mesh mounted 3x10 / 5x5 / 2,5x2,5.





















# CARATTERISTICHE TECNICHE

TECHNICAL DETAILS . INFORMATIONS TECHNIQUES . TECHNISCHE DATEN

	NORMA STANDARD	MATT - LUCIDI - ANTISLIP GRES PORCELLANATO SMALTATO GLAZED PORCELAIN		FULL BODY GRES PORCELLANATO COLORATO IN MASSA UNGLAZED PORCELAIN	
		VALORE NORMA NORM VALUE	VALORE CE.SI. CE.SI. VALUE	VALORE NORMA NORM VALUE	VALORE CE.SI. CE.SI. VALUE
 <b>CLASSIFICAZIONE PRODOTTO</b> PRODUCT CLASSIFICATION CLASSEMENT KLASSIFIZIERUNG	UNI EN 14411 APPENDICE G APPENDICE H	GRUPPO B1b	GRUPPO B1b	GRUPPO B1a	GRUPPO B1a
 <b>ASSORBIMENTO D'ACQUA</b> WATER ABSORPTION ABSORPTION D'EAU WASSERAUFNAHME	ISO 10545-3	0,5% <E ≤3%	0,5% ≤E ≤3%	≤0,5%	≤0,5%
 <b>RESISTENZA AL GELO</b> FROST RESISTANCE RÉSISTANCE AU GEL FROSTWIDERSTANDSFÄHIGKEIT	ISO 10545-12	SU RICHIESTA UPON REQUEST SUR DEMANDE AUF ABRUF	RESISTENTE RESISTANT RESISTANTS WIDERSTANDSFÄHIG	SU RICHIESTA UPON REQUEST SUR DEMANDE AUF ABRUF	RESISTENTE RESISTANT RESISTANTS WIDERSTANDSFÄHIG
 <b>RESISTENZA AGLI SBALZI TERMICI</b> THERMAL, SHOCK RESISTANCE RÉSISTANCE AUX ÉCARTS DE TEMPÉRATURE TEMPERATURWECHSELBESTÄNDIGKEIT	ISO 10545-9	SU RICHIESTA UPON REQUEST SUR DEMANDE AUF ABRUF	RESISTENTE RESISTANT RESISTANTS WIDERSTANDSFÄHIG	SU RICHIESTA UPON REQUEST SUR DEMANDE AUF ABRUF	RESISTENTE RESISTANT RESISTANTS WIDERSTANDSFÄHIG
 <b>MODULO DI ROTTURA</b> MODULUS OF RUPTURE RÉSISTANCE À LA FLEXION BIEGEFESTIGKEIT	ISO 10545-4	min. 30N/ mm <sup>2</sup>	N/ mm <sup>2</sup> 30=50	min. 35N/ mm <sup>2</sup>	N/ mm <sup>2</sup> 35=50
 <b>PRODOTTI CHIMICI AD USO DOMESTICO ED ADDITIVI PER PISCINA</b> HOUSEHOLD CHEMICALS AND SWIMMING POOL WATER CLEANSERS PRODUITS CHIMIQUES ET ADDITIFS POUR PISCINE CHEM. PRODUKTE FÜR DEN HAUSHALTSGEBRAUCH / SCHWIMMBÄDER	ISO 10545-4	min. GB	GA - GLA	min. UB	UA
 <b>ACIDI E ALCALI A BASSA CONCENTRAZIONE</b> ACIDS AND LOW CONCENTRATION ALKALIS ACIDES ET ALCALI A FAIBLE CONCENTRATION SÄUREN UND ALKALI IN GERINGER KONZENTRATION	ISO 10545-4	min. GB	GA - GLA	min. UB	UA
 <b>ACIDI E ALCALI AD ALTA CONCENTRAZIONE</b> ACIDS AND HIGH CONCENTRATION ALKALIS ACIDES ET ALCALI A FORTE CONCENTRATION SÄUREN UND ALKALI IN HOHER KONZENTRATION	ISO 10545-13	min. UB	GHA	min. UB	UA - UHA
 <b>RESISTENZA ALLE MACCHIE</b> STAIN RESISTANCE RÉSISTANCE AUX PRODUITS TACHANTS BESTÄNDIGKEIT GEGEN FLECKENBILDNER	ISO 10545-14	min. 3	> 3	min. 3	> 3
 <b>DILATAZIONE TERMICA LINEARE SU RICHIESTA</b> LINEAR THERMAL EXPANSION UPON REQUEST COEFFICIENT LINÉAIRE DE DILATATION THERMIQUE LINEARE WÄRMEAUSDEHNUNG AUF ABRUF	ISO 10545-8	SU RICHIESTA UPON REQUEST SUR DEMANDE AUF ABRUF	5x5x10 <sup>-6</sup> K <sup>-1</sup>	SU RICHIESTA UPON REQUEST SUR DEMANDE AUF ABRUF	6,5x10 <sup>-6</sup> K <sup>-1</sup>
 <b>RESISTENZA ALL' ABRASIONE (PEI)</b> ABRASION RESISTANCE (PEI) RÉSISTANCE À L' ABRASION (PEI) ABRIEBFESTIGKEIT (PEI)	ISO 10545-7	CLASSE PEI CLASS PEI CLASSE PEI CLASSE PEI	2 - 4		
 <b>RESISTENZA ALL' ABRASIONE PROFONDA</b> RESISTANCE TO DEEP ABRASION RÉSISTANCE À L' ABRASION PROFONDE BESTÄNDIGKEIT GEGEN TIEFENVERSCHEISS	ISO 10545-6			max 175 m <sup>3</sup>	max 175 m <sup>3</sup>
 <b>CARATTERISTICHE DIMENSIONALI</b> DIMENSIONAL FEATURES CARACTERISTIQUES DE LA SURFACE OBERFLÄCHENQUALITÄT	ISO 10545-2	±0,5%	±0,5%	±0,5%	±0,5%
 <b>RESISTENZA AL CAVILLO</b> CRAZING RESISTANCE RÉSISTANCE AU TRESSAILAGE HAARRISSBESTÄNDIGKEIT	ISO 10545-11	SU RICHIESTA UPON REQUEST SUR DEMANDE AUF ABRUF	RESISTENTE RESISTANT RESISTANTS WIDERSTANDSFÄHIG		

**GRES PORCELLANATO SMALTATO . GLAZED PORCELAIN . GRES CERAME EMAILLE**  
**DIMENSIONI . SIZES**

FORMATO MISURE NOMINALI (cm) NOMINAL SIZE (cm)	MISURE REALI (mm) REAL SIZE (mm)	SPESSORE (mm) THICKNESS (mm)	PESO Kg/m <sup>2</sup> WEIGHT Kg/m <sup>2</sup>
5x5 *	48x48	5,5	11
7,5x7,5 REVERSO *	73,5x73,5	9	11
7,5x7,5 DIAMANTATO *	73,5x73,5	9	15
7,5x15 DIAMANTATO / 7,5x15 REVERSO	73,5x148,5	9	15
7,5x15	73,5x148,5	6,8	14
10x10	98,5x98,5	6,8	14
15x15	148,5x148,5	6,8	14
15x15 DIAMANTATO	148,5x148,5	9	11
6x25	61x250	6,8	14
5x20 *	48x200	6,8	14
10x20	98,5x200	6,8	14
20x20	200x200	6,8	14
20x20 OTTAGONO	200x200	5,5	13
10x30	98,5x300	7	16
30x30	300x300	7	16
10x60	98,5x600	8	17
20x60	200x600	8	17
2,5x2,5 SU RETE	foglio da 300x300	5,5	11
5x5 SU RETE	foglio da 300x300	5,5	11
3x10 SU RETE	foglio da 300x300	5,5	11

**GRES PORCELLANATO COLORATO IN MASSA . FULL BODY . GRES CERAME PLEINE MASSE**  
**DIMENSIONI . SIZES**

FORMATO MISURE NOMINALI (cm) NOMINAL SIZE (cm)	MISURE REALI (mm) REAL SIZE (mm)	SPESSORE (mm) THICKNESS (mm)	PESO Kg/m <sup>2</sup> WEIGHT Kg/m <sup>2</sup>
20x20	200x200	7	16
10x10	98,5x98,5	7	16
10x10 ASTRATTO	98,5x98,5	7	16
10x10 SU RETE	foglio da 300x300	7	16
5x5 SU RETE	foglio da 300x300	5,5	11
5x5 ESAGONO SU RETE	foglio da 320x310	5,5	11
2,5x2,5 SU RETE	foglio da 300x300	4,5	11
10x10 OTTAGONO	98,5x98,5	7	16
10x10 OTTAGONO SU RETE	foglio da 320x320	7	16
BUTTERFLY SU RETE	foglio da 300x300	7	16
6x25	61x250	7	16
3,5x3,5*	35x35	7	16
3x10 SU RETE	foglio da 300x300	5,5	11

\*VENDUTO AL PEZZO . SOLD BY PIECE . VENDUE A LA PIECE . STUECKWEISE VERKAUFT



# AVVERTENZE

## WARNINGS - NOTICES - EINWEISUNGEN

### AVVERTENZE

Alla ricezione del materiale e comunque prima della posa, controllare il prodotto (formato, colore, qualità). Non si accettano reclami dopo la posa in opera. Non si accettano reclami per materiale posato senza l'uso di massetti, sottofondi, adesivi idonei ed adeguati. Le nostre piastrelle sono pressate a secco, non rettificate ed il loro calibro può variare secondo le tolleranze previste dalla normativa vigente. Consigliamo quindi, una fuga di almeno 2 -3 mm, in particolare combinando piastrelle di formati diversi, per garantirne la modularità.

Le variazioni di tono e dimensione rientrano nelle tolleranze di un processo produttivo che utilizza materie prime naturali e sono da considerarsi per questo, caratteristiche proprie del prodotto. I pezzi speciali differiscono nella tonalità rispetto al fondo.

### MOSAICI E MATERIALE SU RETE

Trasportare e stoccare le confezioni in senso orizzontale, al riparo da pioggia ed umidità, in luogo asciutto. È importante applicare il mosaico in modo che le tessere risultino uniformemente spaziate tra loro. Per mix casuali, miscelare i fogli, così che il risultato finale sia armonioso nell'insieme. Per decori modulari e personalizzazioni, controllare e rispettare il piano di posa fornito.

### FORMATI DA TAGLIO

Il formato 5x20 ha entrambi i lati da 200 mm a spigolo vivo. Il formato 10x60 presenta uno dei lati lunghi a spigolo vivo, per questo, nella posa verticale, si consiglia di posizionare il lato tagliato sempre nello stesso verso (sx o dx), mentre nella posa orizzontale si suggerisce di posare il lato tagliato sempre verso il basso.

### GOLD E SILVER

Per la stuccatura e la posa di GOLD e SILVER (serie metro) si consiglia l'uso di materiale epossidico o comunque a grana molto fine.

### POSA, PULIZIA E MANUTENZIONE

Le piastrelle CE.Si appartengono al gruppo B1a (FULLBODY), B1b (I COLORI) e soddisfano tutti i requisiti delle norme UNI EN - ISO. Si tratta di prodotti in gres porcellanato compatto, completamente non-assorbente, che non necessitano di ulteriori trattamenti di sigillatura o antimacchia, ma solo di pulizia ordinaria.

Durante la posa, assicurarsi di pulire e rimuovere gli eccessi di stucco, già durante la fase di fugatura, prima che questi secchino e rendano la pulizia più difficile.

In particolare, in caso di utilizzo di stucchi colorati, verificarne le relative schede tecniche ed avvertenze.

Si suggerisce di testare gli stucchi scelti, su materiale non posato, per definire il metodo di pulizia più efficace.

A fine cantiere, si raccomanda di effettuare una pulizia molto accurata con detergenti specifici, verificando, in base alla fuga utilizzata (cementizia, epossidica o altro), il prodotto raccomandato dal fornitore dello stucco.

Per la pulizia quotidiana, usare comuni detergenti, prestando attenzione che tali prodotti non contengano cera.

I colori e le caratteristiche estetiche dei materiali illustrati nel presente catalogo, sono da ritenersi puramente indicativi.

### WARNINGS

Please verify product before tiling (size, colour, choice). No complaint will be accepted after installation. No complaint will be accepted in case tiles have been laid without appropriated subfloor and suitable adhesives.

Our products are dry pressed, not rectified; their calibre may vary due to manufacturing tolerances in accordance with current legislation. We recommend a joint of 2-3 mm, especially when combining different sizes together.

Variations of shade and size fall within the tolerances of a productive process which uses natural raw materials and thus they are peculiar product features.

Special trims have different colour shades compared to matching tiles.

### MOSAICS and MESH

Move and store mesh mounted materials horizontally. Keep them in a dry place away from atmospheric agents.

While laying mosaic pay attention tiles are evenly spaced. For random pattern mix sheets to obtain a harmonious result. For modular decors and bespoke patterns follow the installation plan supplied.

### CUT SIZES

In 5x20 both 200mm sides are cut sharp edges. by 10x60 one of the long side is cut.

For its installation we suggest:

Vertical laying: all cut edges following one single direction .

Horizontal laying: all cut edges facing down.

### GOLD AND SILVER

For gold and silver colours we recommend epoxy or fine-grained grout for joints.

### INSTALLATION & CLEANING

Ce.Si products belong to group B1a (Full Body) and B1b (I Colori) and meet all requirements of UNI EN ISO norms.

These tiles are in porcelain stoneware, a hard, compact and non-absorbent material.

They do not require any further sealing or anti stain treatment, just an ordinary cleaning.

Ensure to carefully remove and clean all excess grout already during installation phase, to avoid it dries making cleaning harder.

In case of colour grouts use, verify their data sheets and warnings

. We suggest to test cleanability of selected grout on not installed material previously.

Once all work on site is completed, we strongly suggest a proper cleaning using, depending on the selected joint (cement, epoxy ..) the recommended cleaning product by the grout supplier.

For daily cleaning use common household detergents that do not contain waxes.

## WARNINGS - NOTICES - EINWEISUNGEN

### AVERTISSEMENTS

Avant la pose :vérifier le produit (couleur, dimension, calibre).  
Les réclamations relatives au matériel posé ne seront pas acceptées.

Les réclamations pour matériaux posés sans substrats et adhésifs appropriés seront refusées.

Nos carreaux sont pressés à sec, non rectifiés, les calibres peuvent varier selon les tolérances conformément à la législation en vigueur.

Nous conseillons un joint de 2-3 mm ,surtout pour la pose combinée de différents formats pour en assurer la modularité.

Les variations de nuance et dimension s'inscrivent dans les tolérances d'un processus de production qui utilise des matières premières naturelles.

Elles sont donc, caractéristiques du produit.

Les pièces spéciales ont des nuances différentes de celles des carreaux assortis.

### MOSAÏQUE ET TRAME

Transporter et stocker les matériaux sur trame ,à l'horizontal, dans un endroit sec à l'abri des agents extérieurs.

Poser la mosaïque afin que les carreaux soient espacés de façon homogène.

Pour les mix aléatoires, mélanger les feuilles pour avoir un résultat harmonieux.

Suivez le plan de pose fourni avec les décors modulaires et les personnalisations .

### CARREAUX COUPES

5X20: les deux côtés du 200 mm sont coupés à bords vifs.

10x60: un côté long est coupé.

pour la pose du 10x60 en vertical: orientez les bords vifs tous dans la même direction (droite au gauche)

pour la pose du 10x60 horizontal: posez le côté bord vif vers le bas.

### GOLD ET SILVER

Pour la pose des carreaux Gold et Silver nous conseillons l'utilisation d'un joint époxy à grain fin.

### POSE ET ENTRETIEN

Les carreaux Ce.Si. appartiennent à la classe de produits BIa (Full Body) BIb (I Colori) et répondent à tous les critères des normes UNI EN ISO.

Il s'agit de produits en grès cérame , fort, compact et non absorbant.

Aucun traitement d'étanchéité et anti taches n'est nécessaire; seulement un entretien normal.

Pendant la pose s'assurer d'éliminer les excès de joints avant qu'ils ne sèchent et rendent plus difficile le nettoyage.

Vérifier les fiches techniques surtout en cas d'utilisation de joints colorés.

On suggère de tester les joints sélectionnés sur des carreaux non posés pour vérifier la nettoyabilité.

En fin chantier nous recommandons un nettoyage soigné, avec des détergents spécifiques, en vérifiant, selon les joints utilisés (ciment, époxy...) quel produit est préconisé par le fournisseur de ce même joint.

Pour le nettoyage quotidien, l'utilisation de détergents courants, qui ne contiennent pas de cire,est suffisante.

### WARNHINWEISE

Überprüfen Sie nach Erhalt des Materials und in jedem Fall vor der Installation das Produkt (Größe, Farbe, Qualität).

Reklamationen nach der Verlegung werden nicht akzeptiert.

Wir akzeptieren keine Reklamationen für Material, das ohne Verwendung geeigneter und ausreichender Estriche, Untergründe und Kleber verlegt wurde.

Unsere Fliesen werden trocken gepresst, nicht rektifiziert und ihr Kaliber kann je nach den von der geltenden Gesetzgebung geforderten Toleranzen variieren. Wir empfehlen daher insbesondere bei der Kombination von Fliesen mit unterschiedlicher Formaten eine Fuge von mindestens 2 -3 mm, um die Modularität zu gewährleisten.

Die Abweichungen in Ton und Größe liegen innerhalb der Toleranzen eines Produktionsprozesses unter Verwendung natürlicher Rohstoffe und sind daher als spezifische Merkmale des Produkts anzusehen.

Die Spezialstücke können sich im Farbton unterscheiden im Vergleich der Grundfliese.

### MOSAÏK UND NETZGEKLEBTES MATERIAL

Transportieren und lagern Sie die Pakete liegend, vor Regen und Feuchtigkeit geschützt, an einem trockenen Ort.

Es ist wichtig, das Mosaik so anzubringen, dass die Fliesen einen gleichmäßigen Abstand zueinander haben.

Bei zufälligen Mischungen mischen Sie die Bogen so, dass das Endergebnis insgesamt harmonisch ist.

Für modulare Dekorationen und individuelle Anpassungen prüfen und beachten Sie den bereitgestellten Installationsplan.

### GESCHNITTENE FORMATEN

Das Format 5x20 hat auf beiden Seiten 200 mm scharfe Kanten.

Das Format 10x60 hat eine der langen Seiten mit einer scharfen Kante. Aus diesem Grund empfehlen wir , bei vertikaler Verlegung die Schnittseite immer in die gleiche Richtung (links oder rechts) zu positionieren, während es bei horizontaler Verlegung immer empfohlen wird die Schnittseite nach unten zu behalten.

### GOLD UND SILBER

Zum Verfugen und Verlegen von GOLD und SILVER (Metro-Serie) empfehlen wir die Verwendung von Epoxidharz oder sehr feinkörnigem Material.

### VERLEGUNG, REINIGUNG UND WARTUNG

CE.SI-Fliesen gehören zur Gruppe BIa (Full Body), BIb (I COLORI) und erfüllen alle Anforderungen der UNI EN-ISO-Normen.

Dabei handelt es sich um kompakte Feinsteinzeugprodukte, die völlig nicht saugfähig sind und keine weiteren Versiegelungen oder schmutzabweisenden Behandlungen erfordern, sondern nur eine normale Reinigung.

Achten Sie bei der Verlegung darauf, überschüssigen Fugenmörtel bereits während der Verfugungsphase zu reinigen und zu entfernen, bevor dieser austrocknet und die Reinigung erschwert.

Beachten Sie insbesondere bei der Verwendung von farbigen Fugenprodukte die entsprechenden technischen Datenblätter und Warnhinweise.

Es wird empfohlen, die ausgewählten Fugenprodukte auf nicht verlegtem Material zu testen, um die effektivste Reinigungsmethode zu ermitteln.

Am Ende der Baustelle wird empfohlen, eine sehr gründliche Reinigung mit speziellen Reinigungsmitteln durchzuführen und dabei anhand des verwendeten Fugenprodukte (Zement, Epoxidharz oder andere) zu prüfen, welches Produkt vom Fugenlieferanten empfohlen wird.

Verwenden Sie für die tägliche Reinigung handelsübliche Reinigungsmittel und achten Sie darauf, dass diese Produkte kein Wachs enthalten.

Die Farben und ästhetischen Eigenschaften der in diesem Katalog dargestellten Materialien sind lediglich als Richtwerte zu betrachten.



# IMBALLI

PACKING . CONDITIONNEMENT . VERPACKUNGSEINHEITE

**GRES PORCELLANATO SMALTATO**  
GLAZED PORCELAIN . GRES CERAME EMAILLE

FORMATO SIZE	PEZZI/SCATOLA PIECES/BOX	FOGLI/SCATOLA SHEETS/BOX	m <sup>2</sup> /SCATOLA m <sup>2</sup> /BOX	SCATOLE/EUROPALLET BOX/EUROPALLET	m <sup>2</sup> /EUROPALLET m <sup>2</sup> /EUROPALLET	PESO MEDIO Kg/m <sup>2</sup>
2,5x2,5 SU RETE	-	11	1,00	40	40	11
5x5 SU RETE	-	11	1,00	40	40	11
3x10 SU RETE	-	11	1,00	40	40	11
10x10 SU RETE	-	11	1,00	81	81	14
6x25	66	-	1,00	60	60	14
7,5x15	88	-	1,00	85	85	14
7,5x15 REVERSO	88	-	1,00	80	80	14
7,5x15 DIAMANTATO	88	-	1,00	80	80	16
10x10	100	-	1,00	96	96	14
10x20	70	-	1,40	76	106,40	14
10x30	34	-	1,02	60	61,20	16
15x15	44	-	1,00	85	85	14
15x15 DIAMANTATO	44	-	1,00	80	80	19
20x20	35	-	1,40	76	106,40	14
20x20 OTTAGONO	40	-	1,50	57	85,50	13
30x30	14	-	1,26	48	57,96	16
10x60	16	-	1,00	48	48	17
20x60	8	-	1,00	48	48	17

**GRES PORCELLANATO SMALTATO COLORATO IN MASSA . FULL BODY**  
**UNGLAZED PORCELAIN . GRES CERAME PLEINE MASSE**

FORMATO SIZE	PEZZI/SCATOLA PIECES/BOX	FOGLI/SCATOLA SHEETS/BOX	m <sup>2</sup> /SCATOLA m <sup>2</sup> /BOX	SCATOLE/EUROPALLET BOX/EUROPALLET	m <sup>2</sup> /EUROPALLET m <sup>2</sup> /EUROPALLET	PESO MEDIO Kg/m <sup>2</sup>
2,5x2,5 SU RETE	-	11	1,00	40	40	10
5x5 SU RETE	-	11	1,00	40	40	11
5x5 ESAGONO SU RETE	-	12	1,00	40	40	11
10x10 SU RETE	-	11	1,00	81	81	16
6x25	66	-	1,00	60	60	16
10x10	100	-	1,00	72	72	16
10x10 ASTRATTO	66	-	1,00	72	72	16
20x20	30	-	1,20	76	91,20	16
10x10 OTTAGONO	100	-	0,88	72	63,36	16
10x10 OTTAGONO SU RETE	-	11	1,00	81	48	16
BUTTERFLY SU RETE	-	11	1,00	-	-	16
3x10 SU RETE	-	11	1,00	-	-	16









