

LISTINO RUN

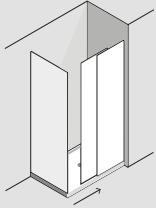
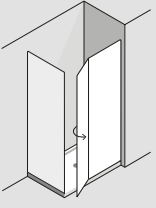
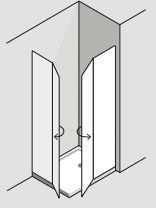
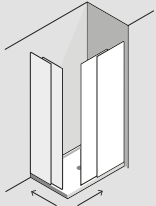
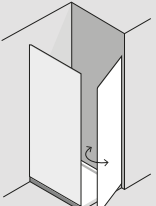
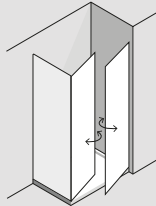
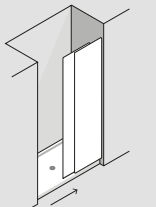
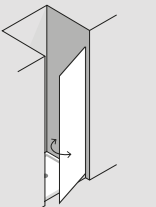
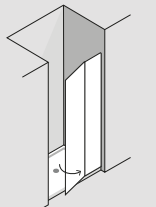
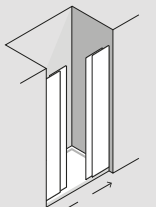
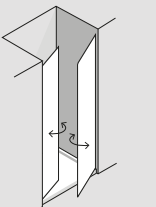
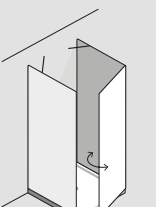
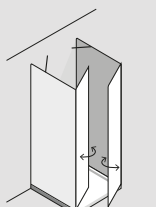
/ PRICE LIST RUN

**Box con telaio H. 200 cm
con profili in alluminio,
ante scorrevoli sganciabili,
ante a bilico battenti sollevabili,
vetri temperati sp. 6 mm,
maniglia integrata sul profilo
in alluminio
con chiusura a calamita inserita.**

/ Shower enclosure H.200
with aluminium profiles.
Tempered glass in
thickness 6 mm.
The handle is integrated
in the aluminium profile.
Sliding doors with release
system for easy cleaning.
Hinged pivot doors have
a lift system. Closing magnetic
stripes inserted inside
the aluminium profile.

ABACO

/ CONFIGURATIONS

	Scorrevole / Sliding door	Bilico / Pivot	
	 <p>1 ANTA SCORREVOLE + LATO FISSO / 1 SLIDING DOOR WITH INLINE PANEL + FIXED SIDE</p>	 <p>1 ANTA A BILICO + LATO FISSO / 1 PIVOT DOOR WITH INLINE PANEL + FIXED SIDE</p>	 <p>1 ANTA A BILICO PER LATO / 1 PIVOT DOOR WITH INLINE PANEL ON EACH SIDE</p>
angolo corner	 <p>1 ANTA SCORREVOLE PER LATO / 1 SLIDING DOOR WITH INLINE PANEL ON EACH SIDE</p>	 <p>1 ANTA A BILICO + LATO FISSO / 1 PIVOT DOOR + FIXED SIDE</p>	 <p>2 ANTE A BILICO SALOON + LATO FISSO / 2 SALOON PIVOT DOORS + FIXED SIDE</p>
	 <p>1 ANTA SCORREVOLE / 1 SLIDING DOOR WITH INLINE PANEL</p>	 <p>1 ANTA A BILICO / 1 PIVOT DOOR</p>	 <p>1 ANTA A BILICO / 1 PIVOT DOOR WITH INLINE PANEL</p>
nicchia niche	 <p>2 ANTE SCORREVOLI / 2 SLIDING DOORS WITH INLINE PANELS</p>	 <p>2 ANTE A BILICO SALOON / 2 SALOON PIVOT DOORS</p>	
centroparete 3 sides		 <p>1 ANTA A BILICO + 2 LATI FISSI / 1 PIVOT DOOR + 2 FIXED SIDES</p>	 <p>2 ANTE A BILICO SALOON + 2 LATI FISSI / 2 SALOON PIVOT DOORS + 2 FIXED SIDES</p>

CARATTERISTICHE

/ FEATURES

-  **H. 200 CM**
/ Shower enclosure H. 200 cm
-  **Vetro temperato sp. 6 mm**
/ Tempered safety glass th. 6 mm
-  **Non reversibile**
/ Not reversible
-  **Compensazione 2 cm per lato versione angolo - 4 cm versione nicchia**
/ Adjustment profile: 2 cm for corner variant - 4 cm niche variant
-  **Sistema sollevamento anta a bilico**
/ Lift system for pivot door
-  **Ante scorrevoli sganciabili nella parte inferiore per la pulizia**
/ Sliding doors with release system at the bottom for easy cleaning
-  **Regolazione anta scorrevole**
/ Adjustable sliding door
-  **Ruote con cuscinetti a sfera in acciaio inox**
/ Wheels mounted on stainless steel ball bearings
-  **Chiusura a calamita inserita sul profilo in alluminio**
/ Magnetic closing strip inserted in the aluminium profile
-  **Profili gocciolatoi verticali e orizzontali in PVC ultra trasparente antimuffa**
/ Horizontal and vertical drip sealing strips in extremely transparent anti-mould pvc
-  **Profilo inferiore di contenimento acqua incluso**
/ Water containment channel included
-  **Profili verticali dotati di tappi di chiusura trasparenti**
/ Transparent upper covers for the profiles
-  **Profili di allungamento per ottenere estensibilità non presenti a listino**
/ Extension profiles: to achieve widths different from those in the price list
-  **Profili a gradi solo per versioni ad angolo**
/ Articulated profiles only for corner variant
-  **Possibilità di misure intermedie**
/ Possibility of having slightly different extensibilities
-  **Possibilità di aperture alternative**
/ Possibility of having various entry measures
-  **Possibilità di inserimento barra Stripe**
/ Optional: Stripe towel and object holder
-  **Braccetto in alluminio**
- Per versione Centroparete
/ Aluminium stabilizing bar
- For 3 sides variant
-  **Braccetto da accorciare in opera**
/ Stabilising bar to be cut during installation
-  **Accesso facilitato (solo per versioni scorrevoli)**
/ Easy access (only for variants w/sliding doors)

MANIGLIE

/ HANDLES

Per versioni: / For variants:

- NICCHIA 2 Ante Scorrevoli / NICHE 2 sliding doors

MANIGLIA H. 110 cm - DI SERIE / HANDLE H.110 cm - STANDARD

Per versioni: / For variants:

- ANGOLO 1 Anta Scorrevole per Lato / CORNER 1 sliding door on each side

- ANGOLO 1 Anta a Bilico per Lato / CORNER 1 pivot door on each side

MANIGLIE SFALSATE - DI SERIE / STAGGERED HANDLES - STANDARD

Per tutte le altre versioni non citate sopra: / For all the variants, not listed above:

MANIGLIA TUTT'ALTEZZA - DI SERIE / FULL-HEIGHT HANDLE - STANDARD


FINITURE

/ FINISHES

PROFILI

/ PROFILES




 **Disponibili, a richiesta, colori opachi scala Ral**
/ Mat colours of the RAL range are available on demand

VETRI

/ GLASS FINISH



 **Vetri Optional**
/ Optional glasses:
VBR - BRONZO / BRONZE
VXT - EXTRACHIARO / EXTRA LIGHT
VSP - STOP-SOL / STOP-SOL MIRRORED GLASS

SERIGRAFIE


/ SERIGRAPHIES


SERIGRAFIE IN FINITURA SATINATA / SERIGRAPHIES - FROSTED FINISH




SERIGRAFIE IN FINITURA COLORATA / SERIGRAPHIES - COLOURED FINISH



 **Le serigrafie sono realizzabili solo su vetro trasparente**
/ Serigraphies can be applied only on transparent glass

 **Le serigrafie in finitura colorata sono realizzabili con i colori**
/ Coloured serigraphies are available only with colours


 **Grafiche serigrafate e fascia satinata realizzabili fino a H. 200 cm**
Serigraphies and frosted band: max height 200

MANIGLIE INTEGRATE NEL PROFILO

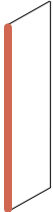
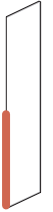
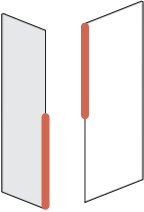
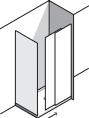

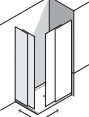

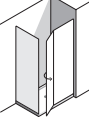

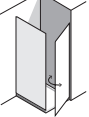

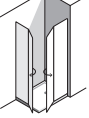

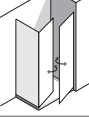

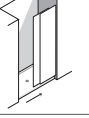

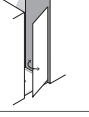

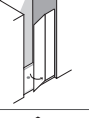

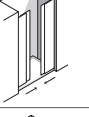

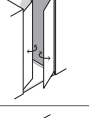

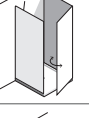



/ HANDLES INTEGRATED IN THE PROFILE


LEGENDA

LEGEND

 Il colore identifica la posizione della maniglia
/ Colour indicates the position of the handles

 Maniglia di serie RUN
/ Standard handle for RUN

	 MANIGLIA A TUTT'ALTEZZA / FULL-HEIGHT HANDLE	 MANIGLIA H. 110 CM / HANDLE H. 110 CM	 MANIGLIE SFALSATE / STAGGERED HANDLE
 1 ANTA SCORREVOLE + LATO FISSO / 1 SLIDING DOOR WITH INLINE PANEL + FIXED SIDE			
 1 ANTA SCORREVOLE PER LATO / 1 SLIDING DOOR WITH INLINE PANEL ON EACH SIDE			
 1 ANTA A BILICO + LATO FISSO / 1 PIVOT DOOR WITH INLINE PANEL + FIXED SIDE			
 1 ANTA A BILICO + LATO FISSO / 1 PIVOT DOOR + FIXED SIDE			
 1 ANTA A BILICO PER LATO / 1 PIVOT DOOR WITH INLINE PANEL ON EACH SIDE			
 2 ANTE A BILICO SALOON + LATO FISSO / 2 SALOON PIVOT DOORS + FIXED SIDE			
 1 ANTA SCORREVOLE / 1 SLIDING DOOR WITH INLINE PANEL			
 1 ANTA A BILICO / 1 PIVOT DOOR			
 1 ANTA A BILICO / 1 PIVOT TÜR			
 2 ANTE SCORREVOLI / 2 SLIDING DOORS WITH INLINE PANELS			
 2 ANTE A BILICO SALOON / 2 SALOON PIVOT DOORS			
 1 ANTA A BILICO + 2 LATI FISSI / 1 PIVOT DOOR + 2 FIXED SIDES			
 2 ANTE A BILICO SALOON + 2 LATI FISSI / 2 SALOON PIVOT DOORS + 2 FIXED SIDES			

 Non sono disponibili ulteriori maniglie compatibili per le versioni sopraindicate
/ No other compatible handles are available for the above versions